

There are times in this life
when you simply want more.



You want lasting luxury and uncommon artistry. You want the best. This applies especially to your home. It should reflect your personality and accomplishments, while also pleasing your eye at every turn. That's why every element needs to be of the highest quality—the kind of remarkable quality and craftsmanship found in the world's finest doors. Custom Wood exterior doors.




« 465 Genuine Mahogany Door, Merlot Finish

Our craftspeople know details make all the difference and help a home become beautifully luxurious. So every inch of every door bears witness to their unmatched dedication, and the door's beauty and individuality are sure to catch your eye time after time.




389 Knotty Walnut Door, Wheat Finish, P Glass »



JELD-WEN artisans offer personalized attention to detail that's reflected in each one of our doors.



382 Genuine Mahogany
Door, Dark Cherry Finish,
Clear IG Glass »



Our captivating craftsmanship
begins by carefully selecting
the finest wood.

Once chosen, the grain and texture is studied to ensure the wood's character will truly shine in the finished doors. Then with precision cutting, hand assembly and hand-matched joinery, our craftspeople ensure the doors are as strong as they are beautiful. Also, by using fine stains, and employing our Permalane finishing system, we create enduring masterpieces.



Beyond fine materials and
exacting artistry,
what ultimately sets our doors apart
is their uniqueness.

A machine simply cannot replicate the distinctive qualities of something fashioned and carved by hand and imagined by you. In fact, with all the wood species, finishes, glass, hardware, custom carving and other options we provide, every Custom Wood door is a unique, customized vision of what you desire. Just bring us your dreams, and we'll craft them into reality.

For we know that the most pleasing kind of craftsmanship is the kind that's especially for you.





« **Custom** Cherry Door, Merlot Finish, Bubbles Cast Glass, Custom Carvings

INDIVIDUAL ARTISTRY

TABLE OF CONTENTS

Contemporary Collection	12
Estate Collection	16
Craftsman Collection	32
Classic Collection	40
Art Deco Collection	76
Decorative grille doors.....	86
Patio doors	92
Folding door systems	96
Transoms	102
Wood species and finishes	106
Textural options and Prefinishing	110
Glass options	112
Hardware and accents	116
Custom capabilities and prehanging	118
Moulding, Panel profiles and casings	120
Appropriate protection	122
Warranty	124
Door index.....	127

Select door glass in this catalog was photographed with an amber background for visual distinction. All glass is clear decorative glass, not amber.



Custom Genuine Mahogany Door, Wheat Finish, Bubbles Cast Glass, Custom Carvings »

Every Custom Wood exterior door is a beautiful statement of individuality. The designs and options we offer are architecturally inspired to complement any home style. You can also rely on any design you choose to be a model of craftsmanship, because each one is handmade from the finest hardwoods.





CONTEMPORARY COLLECTION

Introducing our new Contemporary Collection. These exterior and interior doors are an architecturally authentic choice for homes with modern architecture, while the visual warmth of these designs makes many of them appropriate for traditional homes, as well.

Our artisans exhibit great diligence during every stage of creation, from selecting the finest wood to precision cutting and hand assembly. As proof of reliable artistry, each door is backed by an industry-leading warranty.

« W24M Walnut Door, Clear Finish, Stainless Steel Metal Accents, Frosted Glass



W02M
Alder Door, Dark Cherry Finish,
Stainless Steel Metallic Inlays



W21M
Cherry Door, Clear Finish,
Stainless Steel Metal Accent
Clear Glass



W41H
Walnut/Genuine Mahogany/
Maple Door, Chappo Finish,
Seedy Baroque Glass (also
available without glass as W42H)



W04H
African Mahogany Door,
Chappo/Gunstock Finish,
Gotta Glass



W30M
Genuine Mahogany/
African Mahogany Door,
Chappo/Gunstock Finish, Stainless
Steel Metallic Inlays



W52M
Alder Door, Dark Cherry Finish,
Copper Metallic Inlays




W20H
Genuine Mahogany Door,
Chappo / Wheat Finish



To see the complete Custom
Wood Contemporary
Door line please request
brochure #10-584 at jeld-wen.com/brochure.





The Custom Wood exterior doors in the Estate Collection will add Old World charm to any home. This collection includes various enchanting panel designs, as well as our widest array of distinctive radius and segment top doors. For greater authenticity, these doors are also available with many finish options. Wood surface textures and antique finishes provide an aged look—without compromising performance—while rustic grilles for sidelights or speakeasies and decorative clavos and straps add visual appeal.

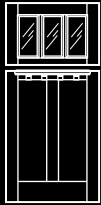
« 1301 Knotty Alder Door, Antique Chappo Finish, Optional Radius Top



1202 Double radius door system
 Genuine Mahogany Doors, Dark Cherry Finish, Optional Radius
 Top and 1-3/4" Round Clavos in Dark Patina



1242
 Handhewn Knotty Alder Dutch Door,
 Chappo Finish, Clear Bevel IG Glass,
 Optional Shelf



*Dutch Door option
 available*



1202
 Handhewn Clear Alder Door, Antique Gunstock Finish

1101 Handhewn Clear Alder Sidelights, Antique Gunstock Finish, ND Glass,
 Patina Caming



902
Genuine Mahogany Door,
Dark Cherry Finish



922
Genuine Mahogany Door,
Chappo Finish



1222
Wire Brushed Knotty Alder Door, Wheat Finish,
Optional 1-3/4" Round Clavos in Dark Patina



1223
Distressed Knotty Alder Door, Antique
Chappo Finish



1204
Wire Brushed Clear Alder Door
Pebble Grey Mist Finish, Optional
Segment Top, Optional Door Straps in
Dark Patina



1204
Clear Alder Door, Wheat Finish



1218
Wire Brushed Clear Alder Door and Sidelights,
White Wash Finish, Clear Bevel IG Glass



1221
Wire Brushed Knotty Alder Door, White Wash Finish,
Optional Speakeasy with Seville Grille in Dark Patina
1101 Wire Brushed Knotty Alder Sidelights, White Wash Finish,
Clear Bevel IG Glass, Optional Seville Grilles in Dark Patina



1313

Clear Alder Door, White Wash Finish

1101 Clear Alder Sidelights, White Wash Finish, Clear Bevel IG Glass, Optional Tuscany Grilles in Dark Patina



NV Glass detail



1313

Clear Alder Door, White Wash Finish

1101 Clear Alder Sidelights, White Wash Finish, NV Glass, Zinc Caming



1313

Wire Brushed Knotty Alder Door, Clear Finish, Optional Segment Top, Optional Rectangular Door Light with Clear IG Glass, Optional Seville Grille in Rust Patina, Optional 1" Round Clavos in Rust Patina, Optional Door Straps in Rust Patina





1321
Clear Alder Door, Merlot Finish, Optional 1" Diamond Clavos in Dark Patina
1101 Clear Alder Sidelights, Merlot Finish, Clear Bevel IG Glass,
Optional Bordeaux Grilles in Dark Patina



1301
Clear Alder Door, Cherry Finish,
Optional Gothic Top, Optional
1" Diamond Clavos in Dark Patina




1311
Oak Door, White Wash Finish



1322
Knotty Alder Door, Antique Chappo Finish,
Clear IG Glass, Optional Radius Top,
Optional 1" Round Clavos in Dark Patina

« **1321** Clear Alder Door, Merlot Finish, 1" Diamond Clavos in Dark Patina and **1101** Clear Alder Sidelights, Merlot Finish, Clear Bevel IG Glass, Optional Bordeaux Grilles in Dark Patina

Variances in photography and printing may cause the glass appearance and finish colors shown in this catalog to vary from the actual finishes.



1322
Clear Alder Door, Pebble Grey Mist Finish, Optional Speakeasy with Rustic Grille in Dark Patina, 1-3/4" Round Clavos in Dark Patina



Dutch Door Latch in Dark Patina



1322
Wire Brushed Clear Alder Dutch Door, Cherry Finish, Optional 1-3/4" Round Clavos in Dark Patina



1322
Wire Brushed Knotty Alder Door, Chappo Finish

1101 Wire Brushed Alder Sidelights, Chappo Finish, NT Glass, Patina Caming



NT Glass detail

1322 Distressed Knotty Alder Doors and **1101** Sidelights, Antique Chappo Finish, Speakeasies with Rustic Grilles, 1-3/4" Round Clavos, Rustic Sidelight Grilles on Exterior, Glue Chip Glass, Metal Accents in Dark Patina, Mission Lockset »



Variances in photography and printing may cause the glass appearance and finish colors shown in this catalog to vary from the actual finishes.

RELIABILITY *for real life*®





1208
Knotty Alder Door, Cherry Finish,
Optional 1-3/4" Diamond Clavos
in Dark Patina



1308
Distressed Knotty Alder Door,
Antique Cherry Finish, Optional
1-3/4" Round Clavos in Dark Patina,
Optional Radius Top



Oval Rustic
Grille detail



1209
Radius Top, Distressed Knotty Walnut Door,
Clear Finish, Oval Speakeasy with Oval
Rustic Grille in Dark Patina



1212*
Knotty Alder Door,
Chappo Finish



1234*
Handhewn Knotty Alder Door,
Antique Wheat Finish



1350**
Distressed Knotty Alder Door, Antique
Chappo Finish, Optional Speakeasy
with Rustic Grille in Dark Patina,
Optional 1-3/4" Diamond Clavos in
Dark Patina

**Flat panels are standard for doors 1212
and 1234.*

***Due to the full length plank configuration
of doors 1350 and 1355, the doors will
not weather-seal well at the top.*



1350**
Wire Brushed Clear Alder Door, Ebony
Finish, Optional Segment Top, Optional
1-3/4" Round Clavos in Dark Patina



1355**
Distressed Knotty Alder Door, Antique
Cherry Finish, Optional 1-3/4" Round
Clavos in Dark Patina



1325
Distressed Knotty Alder Door, Antique Chappo Finish, Optional Speakeasy with Rustic Grille in Dark Patina, Optional Radius Top, Optional 1" Diamond Clavos in Dark Patina



1325
Wire Brushed Clear Alder Door, Cherry Finish, Optional Segment Top



Clear Bevel IG Glass and Rustic Grille detail



1303
Handhewn Knotty Alder Door, Antique Wheat Finish, Optional 1" Diamond Clavos in Dark Patina, Optional Door Straps in Dark Patina

1101 Handhewn Knotty Alder Sidelights, Antique Wheat Finish, Clear Bevel IG Glass, Optional Rustic Grilles in Dark Patina



NV Glass detail




1290
Clear Alder Door, White Wash Finish

1101 Clear Alder Sidelights, White Wash Finish, NV Glass, Zinc Caming



1390
Handhewn Clear Alder Door,
Antique Chappo Finish



For additional decorative grille door designs see pages 84-87



1260
Genuine Mahogany Doors, Cherry Finish, Clear IG Glass, with Helios™ Grille in Dark Patina and Optional Segment Top



1265
Wire Brushed Clear Alder Doors and Sidelights, Ebony Finish, Clear Bevel IG Glass, Operable Florence Grilles in Dark Patina (sidelight grilles are not operable)

**1260**

Distressed Clear Alder Door and Sidelights, Antique Cherry Finish, Clear Bevel IG Glass, Optional Operable Florence Grilles in Dark Patina (sidelight grilles are not operable)





CRAFTSMAN COLLECTION

This Custom Wood exterior door collection perfectly captures the essence of Craftsman, Prairie and Mission architecture. All these door designs feature wider stiles and bottom rails, flat panels and squared sticking; patina glass coming and shelves are also available. Additionally, the collection includes Craftsman-inspired glass, such as Art Nouveau designs and geometric patterns reminiscent of Frank Lloyd Wright. All these details will add not only visual interest to your home, but also perfect architectural authenticity.

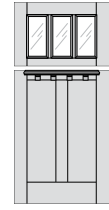
« 383 Cherry Craftsman Dutch Door, Cherry Finish, N Glass, Optional Shelf



385
Walnut Door, Sidelights and 620 Transom, Clear Finish, Cherry Blossom Glass

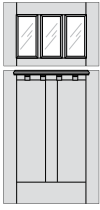


385
Walnut Door and Sidelights, Chappo Finish, X Glass, Optional Shelf



*Dutch Door
option available*

383
Cherry Door, Sidelights and 600 Transom, Merlot Finish, N Glass, Optional Shelf



*Dutch Door
option available*



387
Clear Alder Door, Sidelights and 600 Transom, Wheat Finish, Z Glass, Optional Shelf



386
Clear Alder Door, Antique Chappo
Finish, Clear IG Glass



1381
Distressed Clear Alder Door and Sidelights, Antique Dark Cherry Finish,
Triple-Glazed Seedy Glass, Optional Shelf



381
Oak Door and Sidelights, Clear Finish, Seedy Glass, Optional Shelf



389
Knotty Walnut Door, Wheat Finish, P Glass



P Glass detail



382
Genuine Mahogany Doors, Dark Cherry Finish, Clear IG Glass



180
Genuine Mahogany Door,
Dark Cherry Finish, A Glass,
Polished Zinc Caming



180
Cherry Door and Sidelights, Clear Finish,
Q Glass, Patina Caming



180
Oak Door, Cherry Finish,
All-Panel Door



The Custom Wood exterior doors in our Classic Collection are suitable for a wide range of homes. Select a traditional six-panel design to complement the bold symmetry of a Colonial home; a carved design with an intricate decorative glass insert to enhance the ornate appeal of a Victorian home; or any distinctive design with a coordinating transom and sidelights to increase the drama of a home's entry. With this collection, the widest array of designs and options are available for your consideration.

« 5 Custom Entry System with 250 Genuine Mahogany Doors, Sidelights and Transom, Cherry Finish, C Glass, Polished Zinc Caming



435
Walnut Door with Wraparound Sidelights and Transom,
Chappo Finish, Q Glass, Brass Caming, All-Panel Door



435
Paintable Door with Wraparound Sidelights and Transom,
BC Glass, Patina Caming, All-Panel Door



252
 Genuine Mahogany Doors and Sidelights, 603 Transom,
 Cherry Finish, A Glass, Brass Caming



252
 Walnut Doors, Chappo Finish, All-Panel Doors

Variations in photography and printing may cause the glass appearance and finish colors shown in this catalog to vary from the actual finishes.

252 Genuine Mahogany Doors and Sidelights,
 Merlot Finish, A Glass, Brass Caming »





880
Oak Door and Sidelights, Chappo Finish, A Glass, Patina Caming



880
Walnut Door and Sidelights, Chappo Finish,
DE Glass, Brass Caming



880
Paintable Door and Sidelight,
FG Glass, Patina Caming



880
Paintable Door and Sidelight,
Q Glass, Polished Zinc Caming



412
Genuine Mahogany Door and Sidelights, 620 Transom, Merlot Finish, L Glass, Patina Caming, Optional Carving on One Side



H Glass, Brass Caming



AB Glass, Polished Zinc Caming
Glass for 412 door only.



412 Door Carving Detail

412
Walnut Door, Chappo Finish, All-Panel Door, Optional Carving on One Side



465
Genuine Mahogany Door, Sidelights and Transom, Dark Cherry Finish,
L Glass, Patina Caming, All-Panel Door, Optional Carving on One Side



465
Genuine Mahogany Door,
Wheat Finish, All-Panel Door, Optional
Carving on One Side



465
Cherry Door, Chappo Finish,
T Glass, Zinc Caming, Optional Carving
on One Side



L Glass,
Patina Caming



D Glass,
Brass Caming

Glass for 465 door only.



110
Genuine Mahogany Door and Sidelight, Cherry Finish,
D Glass, Patina Caming



110 Door Carving Detail



110
Oak Door, Wheat Finish, All-Panel Door,
Optional Carving on One Side



T Glass,
Polished Zinc
Caming



Fountain Glass



R Glass,
Brass Caming



Q Glass,
Brass Caming



J Glass,
Brass Caming

Glass for 110 door only.



890 Door
Carving detail



890
Oak Door, Chappo Finish, All-Panel Door,
Optional Carving on One Side



890
Cherry Door and Sidelights, Dark Cherry Finish,
A Glass, Patina Caming, Optional Carving on One Side



B Glass,
Polished Zinc Caming



C Glass,
Brass Caming

Glass for 890 door only.



340
Cherry Door, Cherry Finish, All-
Panel Door



116
Oak Door, Wheat Finish, All-Panel Door,
Optional Carving on One Side



760
Paintable Door, All-Panel Door



760
Oak Door, Chappo Finish, All-Panel Door



116
Cherry Door and Sidelights, Cherry Finish, M Glass, Patina Caming





T Glass detail



103

Genuine Mahogany Door and Sidelights, Cherry Finish, T Glass, Brass Caming, All-Panel Door

Comes with additional glass options, J, R, Q, D and Fountain Glass; see page 53 for glass designs.



D Glass detail



870

Genuine Mahogany Door and Sidelights, Russet Finish, D Glass, Polished Zinc Caming

« 870 Oak Door, Cherry Finish, D Glass

Variances in photography and printing may cause the glass appearance and finish colors shown in this catalog to vary from the actual finishes.

RELIABILITY for real life®





225
Oak Door and Sidelights, Dark Cherry Finish,
T Glass, Polished Zinc Caming



225
Oak Door, Chappo Finish, All-Panel Door



125
Oak Door, Ebony Finish,
A Glass, Brass Caming



112
Oak Door, Chappo Finish,
All-Panel Door

Available with optional carving; see door 110.



112
Genuine Mahogany Door and Sidelight, Gunstock
Finish, D Glass, Polished Zinc Caming



Q Glass,
Brass Caming



Clear Fountain Glass
*Also available in
Blue and Grey.*

Glass for 112, 190 and 225 doors only.



190
Oak Door, Wheat Finish, All-Panel Door



190
Cherry Door and Sidelight, Cherry Finish,
D Glass, Brass Caming



R Glass,
Brass Caming



J Glass,
Brass Caming






302
Cherry Door and Sidelights, Clear Finish,
T Glass, Polished Zinc Caming



J Glass,
Brass Caming



Q Glass,
Brass Caming



D Glass,
Patina Caming



R Glass,
Brass Caming



Fountain Glass

Glass for 302 doors only.

« **302** Genuine Mahogany Doors, Cherry Finish,
Q Glass, Brass Caming

Variances in photography and printing may cause the glass appearance and finish colors shown in this catalog to vary from the actual finishes.

RELIABILITY for real life®





407
Clear Alder Door, Chappo Finish,
All-Panel Door



407
Oak Door and Sidelight, Gunstock Finish, CE Glass,
Polished Zinc Caming



A Glass,
Patina Caming

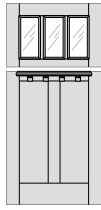
*Glass for
407 door only.*



141
Cherry Door and Sidelights, Wheat Finish, B Glass,
Patina Caming, All-Panel Door, Optional Carving on One Side



425
Knotty Alder Door, Wheat Finish,
VR Glass, Patina Caming



Dutch Door
option available



106
Oak Door and Sidelight, Wheat Finish, T Glass, Patina
Caming, Optional Carving and Shelf on One Side



106*
Oak Sidelight,
Wheat Finish,
T Glass, Patina Caming

*Sidelight widths 16" or greater contain oval glass; Sidelight widths less than 16" contain square glass.



B Glass, Patina Caming



T Glass, Patina Caming



LG Glass, Brass Caming



G Glass, Patina Caming



V Glass, Polished Zinc Caming

Glass for 106 door and sidelight only.



115
Cherry Door and Sidelight*, Cherry Finish, K Glass,
Patina Caming, Optional Carving on One Side



115*
Oak Sidelight,
Wheat Finish,
K Glass, Patina Caming

**Sidelight widths 16" or greater contain oval glass; Sidelight widths less than 16" contain square glass.*



A Glass, Patina Caming



LG Glass, Polished Zinc Caming



K Glass, Patina Caming



G Glass, Patina Caming



B Glass, Brass Caming



T Glass, Brass Caming



V Glass, Polished Zinc Caming



Crystal Glass



Glass for 115 door and sidelights only.



402
Cherry Door and Sidelight*, Clear Finish, G Glass,
Patina Caming, Optional Carving on One Side

402*
Oak Sidelight,
Chappo Finish,
G Glass, Polished Zinc Caming

**Sidelight widths 16" or greater contain oval glass; Sidelight widths less than 16" contain square glass.*



LG Glass,
Polished Zinc Caming



G Glass,
Polished Zinc Caming



T Glass,
Brass Caming



V Glass,
Patina Caming



Clear Crystal Glass
Also available in
Blue and Grey

Glass for 402 door and sidelights only.



450
Paintable Door and Sidelights, J Glass, Brass Caming

J Glass detail

C Glass detail

Glass for 450 door only.



460
Cherry Door and Sidelights, Clear Finish, W Glass, Patina Caming



865
Oak Door and Sidelight, Chappo Finish, C Glass, Brass Caming



C Glass detail



A Glass detail

Glass for 865 door only.



401
Oak Door, Sidelights and 640 Transom, Wheat Finish,
B Glass, Patina Caming, Optional Shelf on One Side



401
Cherry Door and Sidelight, Dark Cherry Finish, C Glass,
Brass Caming, Optional Shelf on One Side



432
 Genuine Mahogany Door and TDL Sidelights, 625 TDL Transom,
 Merlot Finish, Clear IG Glass, All-Panel Door



430
 Walnut Door and TDL Sidelights, Chappo Finish,
 Clear IG Glass, All-Panel Door



432
 Paintable Door, All-Panel Door



442
Genuine Mahogany Door, 442 TDL Sidelights, 600 TDL
(6W, 1H) Transom, Chestnut Finish, Clear IG Glass



444
Oak Door and TDL Sidelights, Chappo Finish, Clear IG Glass



446
Genuine Mahogany Door,
Russet Finish, Clear IG Glass



250
Oak Doors, Wheat Finish, All-Panel Doors



250
Genuine Mahogany Doors, Cherry Finish, U Glass, Patina Caming



Y Glass,
Polished Zinc Caming



C Glass,
Brass Caming

Glass for 250 door only.



250
Paintable Doors and Sidelights, C Glass, Brass Caming



862
Cherry Doors, Merlot Finish, Clear IG Glass



200
Walnut Doors and Sidelights, Clear Finish, Q Glass, Polished Zinc Caming



200
Walnut Doors, Chappo Finish, Y Glass, Patina Caming



203
Oak Doors and Sidelights, Wheat Finish, Q Glass, Patina Caming



201
Cherry Segment Top Doors and Sidelights, Cherry Finish, Q Glass, Brass Caming



202
Genuine Mahogany Segment Top Doors and Sidelights, Cherry Finish,
Q Glass, Patina Caming



704
Oak Door, Chappo Finish, All-Panel Door



110
Genuine Mahogany Door, Cherry Finish, Optional Radius Top, All-Panel Door



160
Oak Door, Chappo Finish, All-Panel Door



461
Genuine Mahogany Door, Dark Cherry Finish, Clear IG Glass



403
Oak Door, Cherry Finish, All-Panel Door, Optional Carving on One Side



405
Genuine Mahogony Door, Chappo Finish, A Glass, Brass Caming



428
Genuine Mahogany Door,
Wheat Finish, Clear Bevel IG Glass



708
Oak Door, Chappo Finish, All-Panel Door



370
Oak Door, Cherry Finish, All-Panel Door




404
Oak Door, Wheat Finish,
A Glass, Patina Caming



ART DECO COLLECTION

Whether your home is inspired by Art Deco style or features the streamlined geometry of Bauhaus design, Custom Wood exterior doors from our Art Deco Collection are the perfect complement. This collection includes a variety of modern designs, and many have decorative glass created by an architectural glass artist. These designs are shown in a selection of finish colors; they can also be enhanced with our paint options for a clean appearance that's well-suited to contemporary architecture.


« 750 Oak Door, Wheat Finish, Clear IG Glass



260
Genuine Mahogany Doors and Sidelights, 603 and 260 Transoms, Ebony Finish, Patina Caming



266 Glass detail



266
Painted Doors, Ivory Finish, Patina Caming



264 Glass detail



264
Walnut Door and Sidelights, Chappo Finish, Polished Zinc Caming



254
Genuine Mahogany Doors, Dark Cherry Finish, E Glass,
Polished Zinc Caming



274
Genuine Mahogany Doors, Cherry and Wheat Finish,
Reed Glass



982
Walnut Door, Clear Finish,
Ebony Inlay



268
Cherry Doors and Sidelights, Clear Finish, Polished Zinc Caming




210
Maple Door and Sidelights, White Wash Finish, Rain Glass



Blue Eclipse Glass Detail
Clear Eclipse also available.



170
Clear Alder Doors, White Wash Finish,
Grey Eclipse Glass



171
Paintable Doors and Sidelights,
Rain Glass



860
 Clear Alder Doors and Sidelights, Pebble Grey Mist Finish, Clear IG Glass
 When ordering, specify glass panels on left or right side as viewed from exterior.



750
 Oak Door, Cherry Finish, All-Panel Door



750
 Cherry Door and Sidelights, Chestnut Finish, Clear IG Glass



800
Genuine Mahogany Doors, Chestnut Finish,
Clear IG Glass, Layout I



800
Genuine Mahogany Doors and Sidelights, Chestnut Finish,
Clear IG Glass, Layout IV


800 Oak Doors, Wheat Finish,
Clear Beveled IG Glass, Layout 2 »



Variances in photography and printing may cause the glass appearance and finish colors shown in this catalog to vary from the actual finishes.

RELIABILITY *for real life*





DECORATIVE GRILLE DOORS

Our decorative grille door designs infuse any entry with a unique sense of elegance. Each of these doors features a single lite with a decorative grille. A range of grille designs is available to suit various architectural styles, from Old World to Modern. Like all our doors, decorative grille doors come with matching sidelights and transoms and are available in whichever wood species and finish combination you select.

For availability, check with your local JELD-WEN dealer or sales representative.

« **Sundial**® Grille



1260
Genuine Mahogany Doors, Cherry Finish, Clear IG Glass, with Helios™ Grille in Dark Patina and Optional Segment Top



5037
Genuine Mahogany Door, Cherry Finish, Clear IG Glass, with Cathedral Grille in Dark Patina



5037
Genuine Mahogany Door, Cherry Finish, Clear IG Glass, with Etruscan® Grille in Dark Patina and Optional Radius Top



5037
Genuine Mahogany Door, Cherry Finish, Clear IG Glass, with Monte Carlo® Grille in Dark Patina and Optional Radius Top



5037
Genuine Mahogany Door, Cherry Finish, Clear IG Glass, with Infinity Grille in Dark Patina and Optional Radius Top



5037
Genuine Mahogany Door, Cherry Finish, Clear IG Glass, with Heritage Grille in Dark Patina and Optional Segment Top



5037
Genuine Mahogany Door, Cherry Finish, Clear IG Glass, with Lotus Grille in Dark Patina and Optional Radius Top



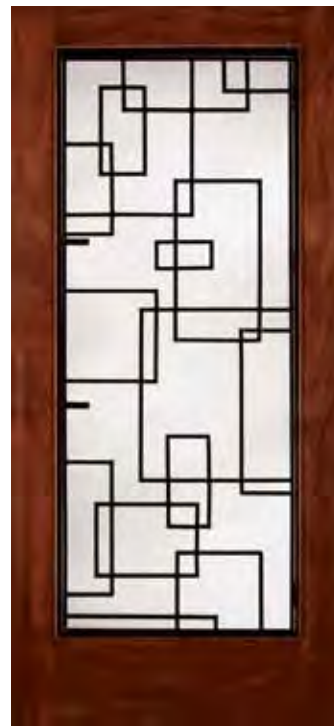
5037
Genuine Mahogany Door, Cherry Finish, Clear IG Glass, with Versailles Grille in Dark Patina and Optional Radius Top



5037
Genuine Mahogany Door, Cherry Finish, Clear IG Glass, with Regal Grille in Dark Patina and Optional Segment Top



1260
Genuine Mahogany Doors, Cherry Finish, Clear IG Glass, with Mediterranean™ Grille in Dark Patina and Optional Segment Top



5037
Genuine Mahogany Door, Cherry Finish, Clear IG Glass, with Century Grille in Dark Patina



5037
Genuine Mahogany Door, Cherry Finish, Clear IG Glass, with Chateaux Grille in Dark Patina



1260
Genuine Mahogany Doors, Cherry Finish, Clear IG Glass,
with Nouveau® Grille in Dark Patina and Optional Segment Top



5037
Genuine Mahogany Door, Cherry Finish,
Clear IG Glass, with Georgian Grille in
Dark Patina



5037
Genuine Mahogany Door, Cherry
Finish, Clear IG Glass, with
Metropolis® Grille in Dark Patina



5037
Genuine Mahogany Door, Cherry
Finish, Clear IG Glass, with Sundial®
Grille in Dark Patina



5037
Genuine Mahogany Door, Cherry
Finish, Clear IG Glass, with Meander®
Grille in Dark Patina



5037
Genuine Mahogany Door, Cherry
Finish, Clear IG Glass, with Armada®
Grille in Dark Patina

5037 Knotty Alder Door, Cherry Finish, Clear IG Glass, with
Versailles™ Grille in Dark Patina, Optional Radius Top »



Variances in photography and printing may cause the glass appearance and finish colors shown in this catalog to vary from the actual finishes.

RELIABILITY *for real life*®





With Custom Wood patio doors, it's easy to create a bright and beautiful passageway. In fact, these extraordinary doors are designed to both complement a home's aesthetic features and increase natural light. Our ample options and custom capabilities can support nearly any design preference or requirement.

« 509 Genuine Mahogany Door, Chappo Finish, Clear IG Glass



508
Clear Alder Door, White Wash Finish,
Clear IG Glass



509
Genuine Mahogany Door, Cherry Finish,
Clear IG Glass



513
Cherry Door, Clear Finish, Clear IG Glass



515
Oak Door, Chappo Finish,
Clear IG Glass



510
Oak Door, Clear Finish,
Bevel IG Glass



500
Oak Door, Chappo Finish, Clear
IG Glass



880
Cherry Door, Gunstock Finish,
Clear IG Glass



5037
Genuine Mahogany Door, Cherry Finish,
Low-E IG Glass, Optional Radius Top



5037
Genuine Mahogany Door, Cherry Finish,
Low-E IG Glass, Optional Segment Top




1260
Genuine Mahogany Doors, Cherry Finish,
Clear IG Glass, Optional Segment Top



5037
Genuine Mahogany Door,
Cherry Finish, Low-E IG Glass



FOLDING DOOR SYSTEMS



We're pleased to provide a new option for your home—our folding door systems. These systems operate accordion-style, which means each section slides on an overhead track and neatly folds away for full access to the indoors or outdoors. To accommodate a range of openings, we also offer various door configurations.

« 5037 Genuine Mahogany Door System, Eggshell Paint Finish, Low-E IG Glass

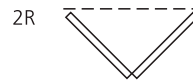
Variances in photography and printing may cause the glass appearance and finish colors shown in this catalog to vary from the actual finishes.

RELIABILITY *for real life*®

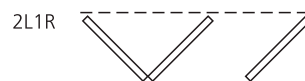




515
Oak Door, Chappo Finish, Clear IG Glass,
2R configuration shown

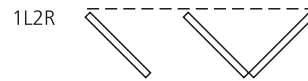


515
Oak Door, Chappo Finish, Clear IG Glass,
2L1R configuration shown





509
 Genuine Mahogany Door, Cherry Finish, Clear IG Glass,
 1L2R configuration shown



509
 Genuine Mahogany Door, Cherry Finish, Clear IG Glass,
 2L2R configuration shown






INNOVATIVE CHOICES

We're pleased to provide a radiant new option for your home—our folding door systems. These systems operate accordion-style, which means each section slides on an overhead track and neatly folds away for full access to the indoors or outdoors.

Folding door hardware

Standard hardware finishes include Brushed Stainless Steel and Oil-Rubbed Bronze*. Optional finishes are also available. The sill is a low-level bronze anodized combination for ease of access.



Folding door configurations

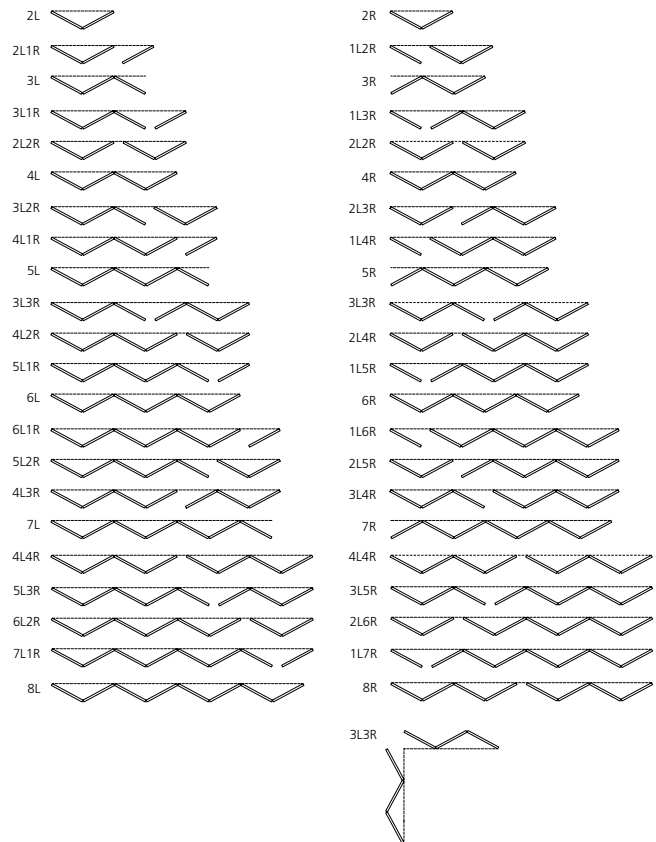
The exterior folding door systems we create are truly customizable, because they're available in several configurations, ranging from two to eight leaves (depending on the opening width). Special order options include door heights up to 9'10." We offer widths up to 48' (for doors opening from the center with a properly engineered header).

Standard size guide

Number of doors	Door configuration
2	2L or 2R
3	2L1R, 1L2R, 3L or 3R
4	2L2R, 3L1R, 1L3R, 4L or 4R
5	4L1R, 1L4R, 3L2R, 2L3R, 5L or 5R
6	5L1R, 1L5R, 4L2R, 2L4R, 3L3R, 6L, 6R or 3L3R90
7	6L1R, 1L6R, 5L2R, 2L5R, 4L3R, 3L4R, 7L or 7R
8	6L2R, 2L6R, 5L3R, 3L5R, 4L4R, 7L1R, 1L7R, 8L or 8R

Please note all units are outswinging

*Please note, Oil-Rubbed Bronze will change in appearance over time.



« 5037 Genuine Mahogany Door System, Eggshell Paint Finish on interior, Ebony Finish on exterior, Low-E IG Glass

Variances in photography and printing may cause the glass appearance and finish colors shown in this catalog to vary from the actual finishes.



905

Add drama to your entrance, while also noticeably increasing natural light within your home. We create transoms in three different standard shapes with a large assortment of glass designs (custom designs are also available). This selection allows you to choose a transom that reflects your style and complements your home's architecture. Additionally, our transoms coordinate with various sidelight designs, and using these elements in combination establishes a complete entry system.

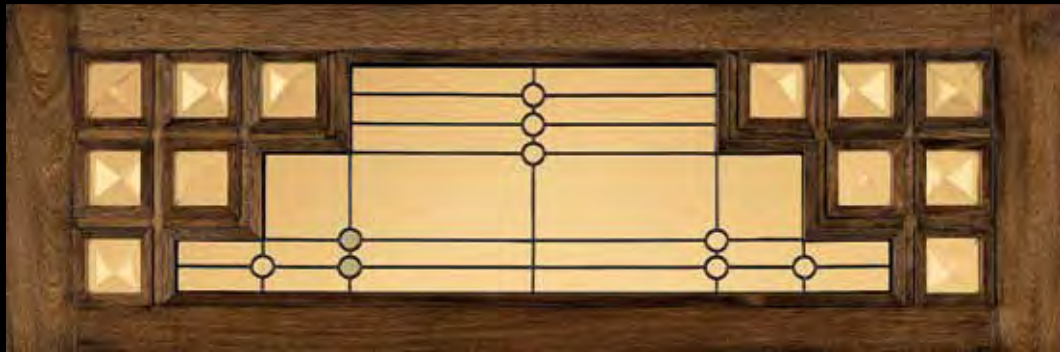
« **2905** Entry System with **465** Genuine Mahogany Segment Top Door and Sidelights, Custom Transom, Dark Cherry Finish, Clear IG Glass, Carving on One Side

Glass Design	Rectangular 600 Series	Compound Radius 620 Series	Half-Round 640 Series	Glass Design	Rectangular 600 Series	Compound Radius 620 Series	Half-Round 640 Series
A				LG			
B				Q			
401B				R			
C				T			
D				V			
G				TDL			
H				602			
J				622			
K				642			
L				Crystal*			
				1 Lite			
				383N*		385X*	
				387Z*		389P*	

*Available in standard sizes only



640 Oak Transom, Chappo Finish, 401B Glass, Patina Caming



260 Genuine Mahogany Transom, Ebony Finish, Clear IG Glass, Patina Caming



600 Clear Alder Transom, Wheat Finish, Z Glass, Patina Caming



625 Genuine Mahogany TDL Transom, Merlot Finish, Clear IG Glass




When it comes to selecting a distinctive Custom Wood door for your home, our designs are just the beginning of the story. We offer the widest assortment of options to embellish, distinguish and enhance each door design. You'll see a visually rich variety of wood species, finishes and textures, radiant types of glass, charming hardware accents and more. Along with our custom capabilities—which make nearly any look possible—any one of our doors will become precisely what you desire.

NATURAL CHARACTER


Alder—*Alnus rubra*

This versatile wood species features a fairly straight grain with areas of burl clusters and a few small knots. These marks add character to the door and will provide darker texture and color when finished. Alder varies from pale yellow to reddish brown, and it accepts stains exceptionally well. It's also the lightest and least dense of all the standard wood species we offer. *Also available: Knotty Alder.*




Cherry—*Prunus serotina*

The Cherry we use is carefully chosen and varies from rich red to reddish brown in color. It features a fine, straight and close grain with a smooth texture. Occasionally, thin gum pockets and small clusters of pin knots are visible. These character marks, along with random blonde streaks of sapwood, add a distinctive quality to the wood. Cherry stains easily and smoothly.



Genuine Mahogany—*Swietenia Macrophylla*

Our Genuine Mahogany is the very best available; it's the kind that's typically used for the finest furniture and cabinetry. Its color ranges from reddish brown to a deep, rich red, and it stains well for a superior finish. The wood displays a prominent growth ring figure, with grain that is straight or interlocked. Genuine Mahogany offers less expansion, contraction and moisture absorption than most other hardwoods. *Also available: African Mahogany.*



Oak—*Quercus rubra*

We use Northern Red Oak of only the best grade, which ensures the greatest color and grain pattern consistency. This Oak is renowned for its dramatically pronounced grain pattern. This pattern varies from a tight, vertical grain to a beautifully arched pattern. The color range includes light straw and honey with a light pink hue. It also accepts stains very well.



Walnut—*Juglans nigra*


This wood species is traditionally used for fine furniture, gunstocks and boatbuilding; its durability makes it ideal for our exterior doors as well. The color varies from a rich, dark brown to black with purple undertones. Walnut features attractive blonde sapwood streaks within the darker tones, and it generally has a straight grain with occasional waves or curls.

Also available: Knotty Walnut.



Paint options

For a versatile, more contemporary look, select one of our paint colors. Our standard colors, shown below, are available for any door design. We can also match any JELD-WEN® Custom Wood Window clad color or any paint color you select; simply provide us with a 4" x 4" paint sample.



Wood species

In addition to the showcased wood species on these pages, Custom Doors are available in other species like Juniper and AuraLast® Wood upon request.

* With a Clear finish, variances in woodgrain and color are more apparent. Filled nail holes are also more noticeable.

** Custom Door tint finishes include White Wash and Pebble Grey Mist. These finishes are created with a wash process, which involves wiping paint on the door surface and immediately wiping it off, so only surface highlights remain. This process purposely does not produce the color consistency of typical penetrating stains, such as Chappo, Cherry or Merlot.

DISTINCTIVE DETAILS - *Surface Textures*

All of our doors are available with unique surface textures that allow you to create a one-of-a-kind door with weather-worn, rustic appeal. Many of the below surface textures can be combined to create a custom distressed look. Smooth is our standard surface texture used for all our doors.

HAND HEWN

This texture adds the look of weather-worn waves to the wood, and it is our least pronounced texture. To create it, we plane channels of various sizes into the smooth wood surface. The areas between the smooth surface and channels is then hand-sanded for a visually appealing transition between the different surface depths.




WIRE BRUSHED

Doors with this texture feature a charming, uneven appearance. It is a very rough, rustic surface texture. We achieve this look by running the wood through a wire brushing wheel (in the direction of the grain). This process tears random width and depth grooves into the wood for a randomly rough raised-grain appearance.



CHISELED

We use chisels and other tools to achieve an aged look by applying random dents and dings, also called character marks.



WORMHOLES

Along with character marks, we can simulate wormholes for an authentic old world charm.



HAMMERING

This textural option gives you a truly rustic timeworn appearance. In fact, it is our roughest and most rustic texture.



BLACKENED ANTIQUING

The blackened antiquing technique is used to highlight the surface textures as seen in the hammered sample on the right.



ANTIQUING

This look is achieved through a multi-step process that begins with applying a base stain for basic, overall color. Next a dark brown or black stain (depending on the base color) is applied between the mouldings, panels and character marks, which highlights these areas.



We created a few samples of possible surface texture combinations for your convenience. Please remember, these are only suggestions! You can create a number of different surface textures to suit your unique design needs.

LIGHT DISTRESSING

Distress marks only, no wormholes or hand hewing



MEDIUM DISTRESSING

Hand hewing, wormholes and distress marks

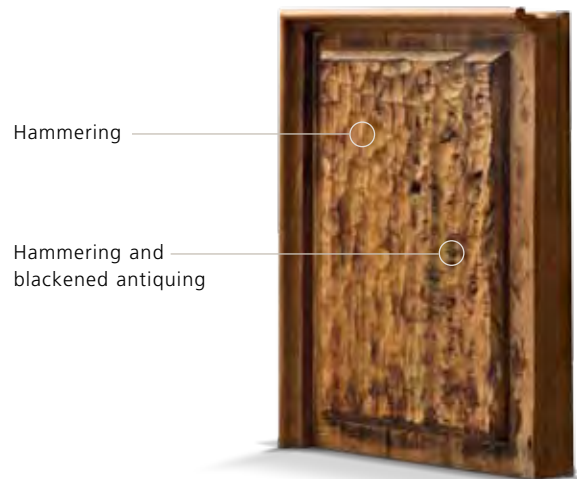


HEAVY DISTRESSING

Deep grooved, hand chiseled distressing




HAMMERING AND BLACKENED ANTIQUING



CRAFTSMANSHIP DETAILS: PERMALANE PREFINISHING SYSTEM

Each Custom Wood exterior door is protected by our exclusive Permalane finishing system. During this comprehensive 10-step process, our craftspeople apply quality stains, catalyzed sealers and a top coat to the door in a controlled factory environment. Fine hand-sanding occurs throughout the process, and detailed hand-rubbing occurs after the last finish coat. The resulting finish accentuates the natural beauty of the wood and the stain color; gives the door a satin feel; and provides protection from the elements.



Variances in photography and printing may cause the glass appearance and finish colors shown in this catalog to vary from the actual finishes.

SCULPTED LIGHT

Glass types

We offer a wide array of glass types, each one with its own attractive texture, pattern or color. This glass will not only enhance your chosen door, sidelights and transoms, but also add radiance to your entire home. Glass types used for our standard designs can also be used for custom creations. Please note, patio doors are only available with Clear IG, Clear Bevel IG and Low-E IG glass.



Waterglass



Water Champagne




Waterglass Tornasol



Cathedral Rose




Weave



Ripple




Reed



Rain (Cotswald)



Gotta



Glue Chip



Iridescent Gotta



Iridescent Granite



Clear Granite



Clear Krinkle



Wispy White



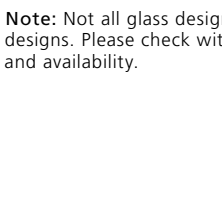
Seedy



Seedy Baroque



Clear Fountain Glass



Low-E



This image contains no glass, for comparison

Note: Not all glass designs available in all door designs. Please check with your dealer for sizes and availability.



Clear Baroque



Grey Baroque



Black Baroque



Blue Baroque



Amethyst Baroque



Antique Clear



Antique Brown



Antique Light Green



Antique Light Blue



Antique Light Rose



Antique Pale Amber



Antique Medium Amber



Antique Light Purple



Waterglass Pale Amber




Waterglass Light Purple



Waterglass Blue




Waterglass Cherry Red



Opal Light Green Wispy



Opal Avocado



Opal Transparent Pale Amber



Opal Wispy Pale Caramel



Opal Dense Pale Amber



Etched



Frosted



Flash White



Caming

In our decorative insert, sidelight and transom glass designs, caming is the metal bonding material that fuses individual glass pieces together. This assembly is done by hand, using your choice of Bright Brass, Polished Zinc or Patina caming. Glass is triple glazed to protect the caming finish.



Polished Zinc, Brass, Patina
and Copper Caming



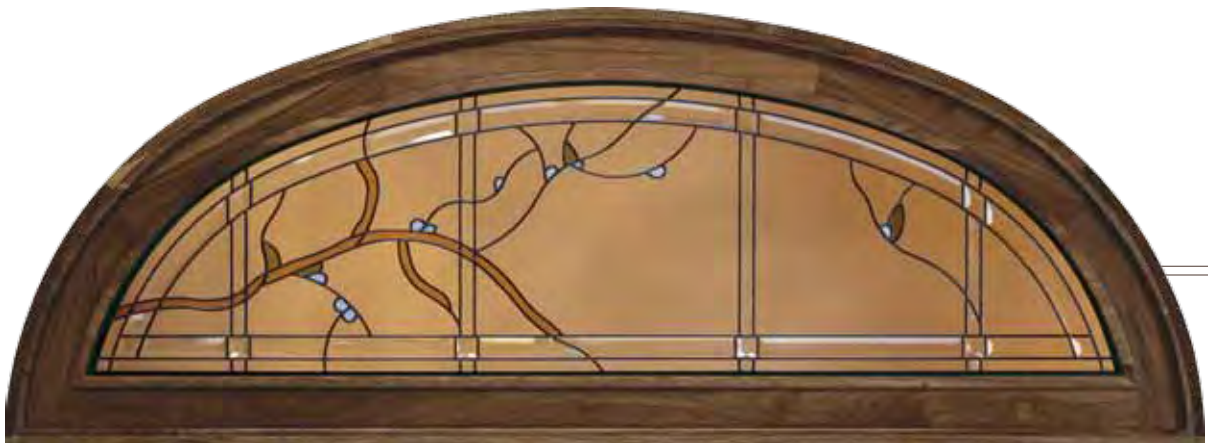
Polished Zinc Caming



Brass Caming



Patina Caming



CRAFTSMANSHIP DETAILS: GLASS DESIGNS

There's a reason we offer such unique decorative glass options—they're designed by our talented glass artists. These designs are created especially for Custom Wood exterior doors, and each one is made with careful techniques like hand beveling. With all the decorative glass designs we offer, there's sure to be one to match your home's architectural style. Of course, you can always give your entry a truly personalized look by bringing us your own ideas for a glass design.

Actual door and sidelight layouts may vary from the models pictured due to size changes. Please contact your local dealer for layout of each size.

Variances in photography and printing may cause the glass appearance and finish colors shown in this catalog to vary from the actual finishes.

INTRIGUING ADORNMENTS

Decorative metal accents

With decorative metal accents, our Estate doors exude character in every detail. These accents include corner, rail and radius straps; diamond and round clavos; door, sidelight and speakeasy grilles in various grille patterns; and a door knocker with an aged look. Each one is available in either Rust Patina or Dark Patina.

Clavos



1-3/4"
Round Clavos,
Dark Patina



1"
Round Clavos,
Rust Patina



1-3/4"
Diamond Clavos,
Dark Patina



1"
Diamond Clavos,
Dark Patina

Door Knocker



Dark Patina

CRAFTSMANSHIP DETAILS: CLAVOS

Our dedication to craftsmanship is especially evident in our decorative clavos. These details are designed to add visual authenticity to doors for Old World homes. In fact, they were inspired by the functional bolt heads that were used in Medieval and Renaissance architecture. The shapes, finishes and hand-forged appearance of our clavos testify to the thoughtful artistry of another age.

Straps



Rail Strap,
Dark Patina



Radius Strap,
Dark Patina



Corner Strap,
Dark Patina

Sidelight Grilles



Bordeaux Grille,
Dark Patina



Rustic Grille,
Dark Patina



Seville Grille,
Dark Patina



Tuscany Grille,
Dark Patina

Speakeasies



Bordeaux
Speakeasy Grille,
Dark Patina*



Rustic
Speakeasy Grille,
Dark Patina*



Seville
Speakeasy Grille,
Dark Patina*



Speakeasy Door,
Hinges and Latch,
Rust Patina*



Oval Rustic
Speakeasy Grille,
Dark Patina*

*1/4" clear tempered glass standard on all speakeasies; also available with insulated glass.

Hinge options

Our solid brass concealed-bearing hinges are available in four different finishes, so you can choose one to match or complement the other hardware for your door. If you select Oil-Rubbed Bronze, please note that its appearance will change over time.



Decorative tips

For added character, select our decorative hinge tips. They're available in three shapes, and each shape comes in any of our hinge finish colors.



Entry locksets

We can install exceptional lock hardware on any of our doors. This hardware is manufactured with only the finest materials, which allows us to uphold our high craftsmanship standards. Lockset hardware is available in a range of styles for either right-hand or left-hand doors, and each one includes an exterior escutcheon plate, mortise lock, interior escutcheon plate and your choice of knob or lever for the interior (depending on the model).



Sills

To help you create a cohesive look for your entrance, we offer sills to match or coordinate with the door's woodgrain and stain color combination. Additional sill options available. Please check with your sales representative for details.



**Please note, Oil-Rubbed Bronze will change in appearance over time.

INDIVIDUAL ENTRANCES



Our exterior doors can be customized in many ways, which we've highlighted here. For more information, please consult your local dealer.

Shapes

Creating a customized door often begins by questioning conventions. For example, why must an exterior door be completely rectangular? With us, you have a few other options. Custom door shapes include square top, segment top, true radius top, Gothic top, eyebrow top and raked top.

Sizes

We provide a range of custom door and sidelight sizes. You can select widths up to 48", heights up to 120" (available for most wood species), and thicknesses of 1-3/8", 1-3/4" and 2-1/4".

Designs

Perhaps the most individualized option we offer is our custom designs. Our craftspeople can bring your ideas to life, with special panel, rail, stile, raised moulding, sticking, mullion and glass layouts. Consult your dealer for more information.

Carving

An ideal way to showcase wood's beauty is with carving. Whether you want a traditional floral motif or a contemporary company logo, we have the capabilities to hand-carve custom designs. The only limit is your imagination.

Glass

These custom options include decorative beveled, leaded, tempered and insulated glass designs. Whichever option you select, our expert craftspeople will hand-cut, bevel and shape each piece of glass. Their attention to detail produces something more than a custom glass design—it's an original artwork for your entrance.

Transoms

Any of our custom transom options will set your entrance apart. In addition to our comprehensive standard selection, we have the capacity to produce transoms in custom shapes or sizes. Please consult your dealer for more information.

Panels and moulding

Even the most intricate details can change the entire appearance of an entrance. That's why we offer custom panel and raised moulding details. These options include flat, raised, planked and stave raised panels and custom panel profiles. Details can also be matched to existing elements for restoration projects.

Casings

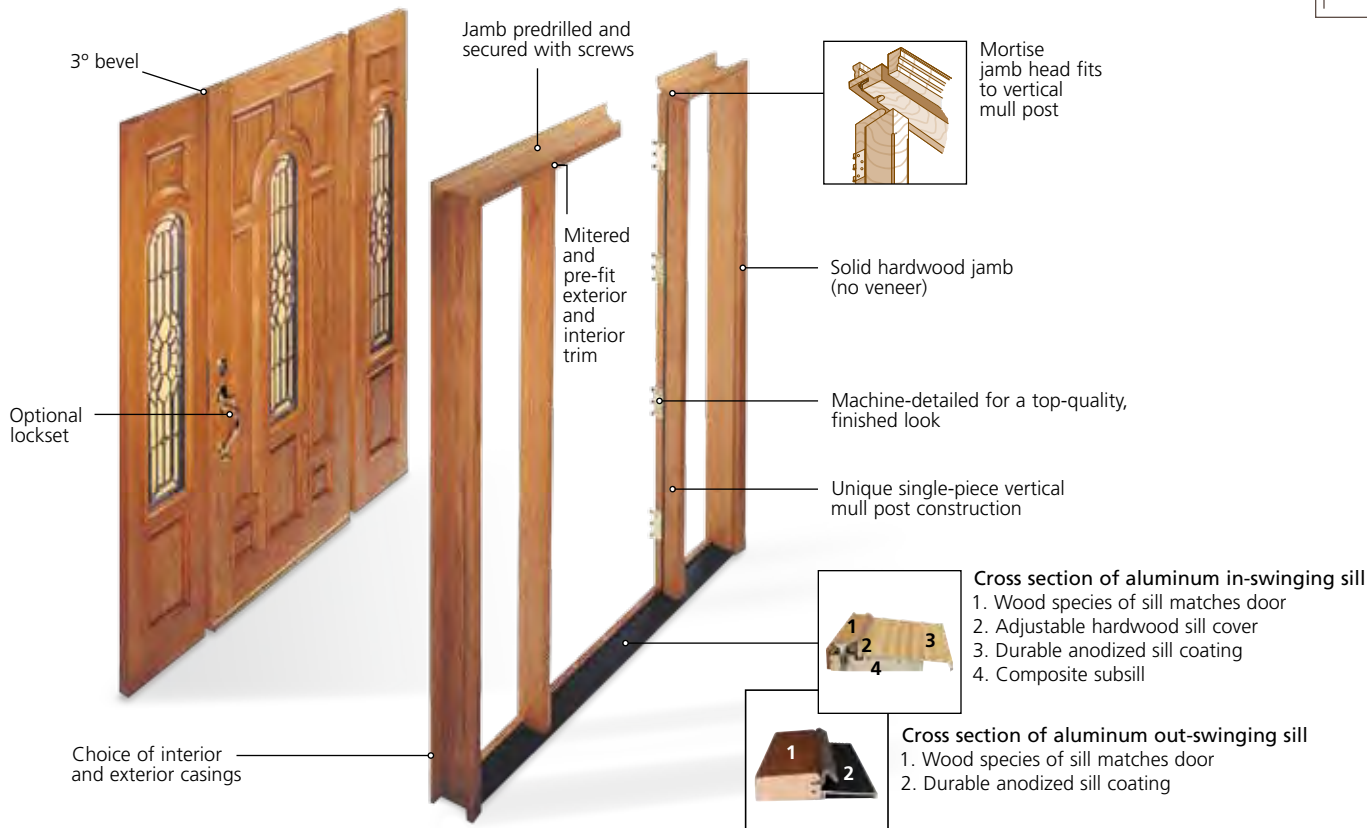
To establish a look as refined as it is distinctive, we can create individual casing patterns in widths up to 9" straight and 6" radius. For bold contrast, choose different wood species or finishes for your trim and door.



EFFORTLESS DISTINCTION

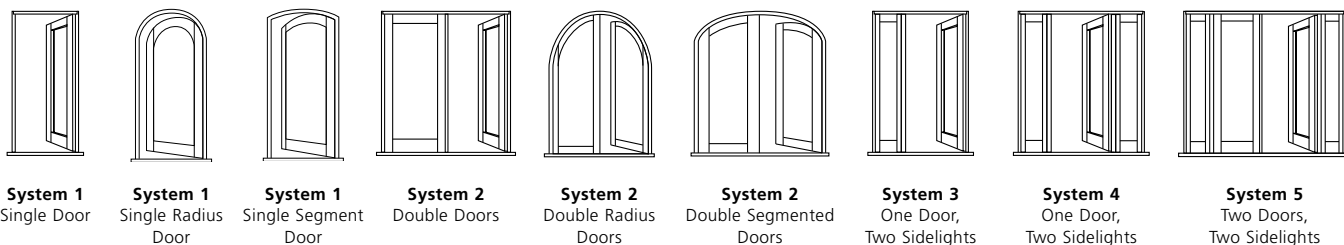
Insignia prehung door systems

All Custom Wood exterior doors are available prehung with our Insignia Door System.* This complete package ensures smooth, easy installation with a precise fit. It includes solid hardwood jambs, mouldings, weatherstrip, concealed-bearing hinges (available with optional decorative hinge tips) and your choice of four sill types. All these components are meticulously machined by hand for perfect accuracy.



Custom prehung capabilities

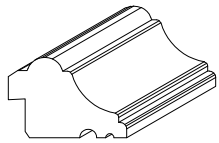
We believe artistry should be available for any application, which is why we provide custom prehung options. These options include out-swinging, commercial applications with ADA-approved sills, custom-size jambs, custom wraparound sidelight and transom systems, special mull posts and pockets, oversized units, and direct-set sidelight frames.



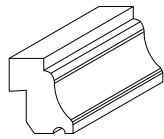
*Prehung systems are packaged and shipped unassembled.

Moulding and panel profiles

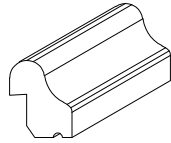
Another way to put a personal touch on our door designs is by selecting from our wide range of moulding options and panel profiles. Each door collection features its own unique panel profile, which is the dimensional detail design of a panel.



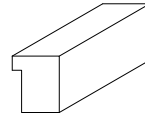
112 raised moulding



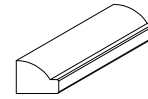
116 raised moulding



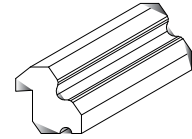
141 raised moulding



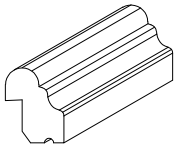
300 raised moulding



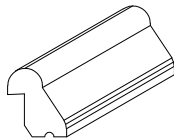
500 ovolo (not raised)



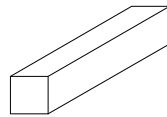
800 raised moulding



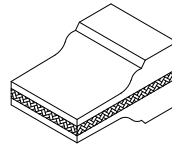
850 raised moulding



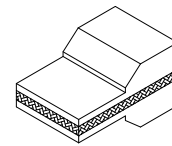
1200 raised moulding



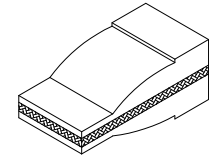
Shaker (not raised)



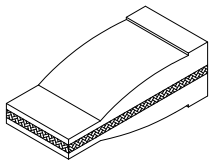
1-11/16" double hip



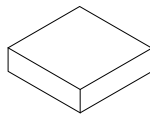
1-11/16" 45 degree



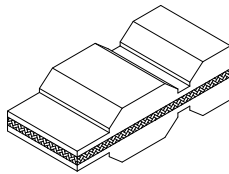
1-11/16" convex short



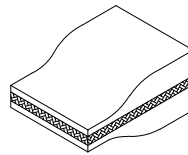
1-11/16" convex long



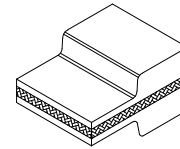
5/8" flat



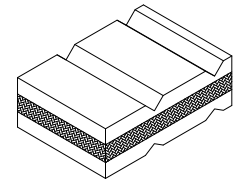
1-11/16" V-groove



1-11/16" curved raised



1-11/16" 1290 panel



1-3/4" 1350/1355 panel

Corner blocks

With our corner blocks, you can ensure every element of your door reflects your design preferences. We offer three designs in two standard sizes: 2-1/2" square and 2-3/4" square. Custom sizes are also available. To learn more, please contact your dealer.



Block A




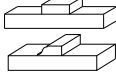

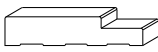
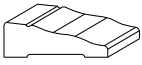
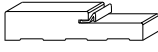
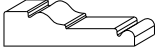




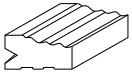
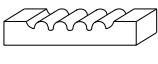
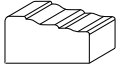
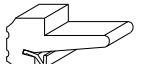
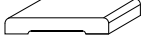
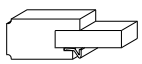
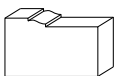
Block B



Block C

Casings

Our casing selection allows you to choose the perfect interior door trim for your home's architectural style. Custom casings are also available (see page 118).

	Order No.	Dimensions		Order No.	Dimensions
Streamline Casing				Interior Flat Jambs with Stop	
	#16	2-1/4" x 3/4"			#40 #42
Colonial Casing				Rabbeted Jamb w/out Weatherstrip (non-kerfed)	
	#13	3-1/2" x 3/4"			#04 #07 #08 #03
Colonial Casing				Rabbeted Kerfed Weatherstripped Jamb	
	#14	2-1/4" x 3/4"			#05 #07 #09 #03
Casing				Adjustable Aluminum Sill	
	#17	4-1/2" x 1-3/16"			#31
Casing				Solid Hardwood Sill	
	#23	3-1/2" x 1-1/8"			#34
Casing				Stucco Mould	
	#24	3-1/4" x 11/16"			#20s
Casing				Brickmould	
	#25	3-1/2" x 11/16"			#20
Fluted Casing				Brickmould	
	#15	3-1/2" x 3/4"			#21
Kerfed Astragal				Brickmould	
	#26	3-1/2" x 1-1/2"			#22
Kerfed Intermediate Mull Post					
	#11	Dimensions Vary			

*1-13/16" rabbet **2-1/8" rabbet

APPROPRIATE PROTECTION FOR EXTERIOR DOORS

APPROPRIATE EXPOSURE

The protection of your door is a major factor in its maintenance requirements and longevity. To adequately protect your door and extend its life, several factors must be considered. Door type, climate, exposure, color choice and the use of a storm door all have an effect on the durability of a door. Every door type weathers differently. Wood doors, for example, are more susceptible to the elements than steel or fiberglass. The following are some guidelines for designing the best combination of door material, overhang protection, and other factors affecting the long-term performance of the door.



OVERHANG

An overhang as shown is required for wood doors, and recommended for steel and fiberglass doors. Overhangs protect the door's finish, minimize the need for refinishing and help keep the weather out of the home. An example formula for determining the correct overhang (in many climates) is: D (Depth) = $1/2H$ (Height). For example, if the measurement from the base of the door to the bottom of the overhang is 10 feet, then the overhang should extend at least 5 feet. This formula can change based on the climate and the direction the door faces. The following section will explain how to modify the formula based on these factors.

CLIMATE & EXPOSURE

Also consider the variables specific to your region. The climate and the direction a door faces play a key role in determining a proper overhang. Typically, southern and western exposures are harshest. With southern exposures, the sun beats down on the door from sunrise to sunset. In western exposures, the door receives sunlight in the hottest part of the day.

Please consult the following chart and adjust the depth of the overhang as needed.

Climate	Direction the door faces			
	North	South	East	West
Desert	$D = 1/2H$	$D = 2H$	$D = 1/2H$	$D = 2H$
Ocean	$D = 1/2H$	$D = H$	$D = 1/2H$	$D = H$
Wet	$D = H$	$D = H$	$D = H$	$D = H$
Mild	$D = 1/2H$	$D = H$	$D = 1/2H$	$D = H$

Without adequate overhangs, doors with a southern, southwestern, southeastern or western exposure will require more frequent maintenance. Doors without appropriate protection may also experience performance problems such as rapid finish deterioration, color fading, wood splitting, warping, moulding shrinkage, wood joint separation, and water penetration between the mouldings, panels, and glass.

With proper overhangs, doors may face any direction (north, south, east or west). Doors installed in these types of applications still require finish maintenance. Wood doors, for instance, may need to be refinished every two to five years.

COLOR CHOICE

No matter what type of exterior door is selected, color choice may effect how quickly the exterior of the door weathers in extreme climates. In general, darker colors absorb more heat than lighter colors. The exterior face of a door exposed to the sun in harsh environments can reach temperatures well in excess of 120 degrees. As a rule of thumb, if you cannot hold your hand on the face of the door for more than 30 seconds, the door is too hot. These extreme temperatures can cause noticeable damage to the door including finish deterioration and accelerated color fading. In addition, extreme temperature changes can cause warping, sticking and other performance problems. For doors with little protection or doors installed in hot environments, light colors may help reflect the heat and slow down heat build-up. Depending on the exposure and environment, other precautions (such as overhangs) should be taken to protect the door from the effects of the sun.

Continued on next page

STORM DOORS

Storm doors provide additional protection for exterior doors in many climates. They shelter the door mainly from rain and wind, though a storm door with dual pane Low-E glass will also block UV rays. In hot climates, adding a storm door may not be a good choice. Heat builds up between the two doors and can cause substantial damage like warping, color fading, and wood joint separation on the door. A storm door in front of a dark colored exterior door can accelerate heat build up even more. Storm doors selected for these situations should be vented to relieve excess heat build-up.

PATIO DOORS

Steel and Fiberglass French and Patio doors have the same overhang requirements as the other entry door types. Provide an adequate overhang to protect them from exposure. Some patio doors are specially built to withstand water intrusion and can be safely placed in locations with more exposure. For more information, consult your product's specific certification information or contact us.

JELD-WEN WARRANTIES

This document provides general information about measures that can be taken to better protect exterior doors, but no warranties are provided by this document.

For specific product information and available product warranties please refer to www.jeld-wen.com or contact us at 1-800-JELD-WEN (1-800-535-3936).

The information contained herein is provided solely for informational and/or educational purposes. JELD-WEN disclaims any and all liability associated with the use and/or provision of this information. Any reliance upon the information or advice is at the risk of the party so relying. The information contained herein may be changed from time to time without notification.

≈ Custom Door and Sidelights



JELD-WEN® INTERIOR AND EXTERIOR DOOR SLAB AND SYSTEM LIMITED WARRANTY

OUR WARRANTY TO YOU...

JELD-WEN® Products¹ are designed to create lasting value for your home. This warranty is effective for JELD-WEN products manufactured on or after **May 1, 2012** for use in the United States and Canada. Any previous warranties will continue to apply to products manufactured by JELD-WEN prior to this date. For additional information, including care and maintenance information refer to www.jeld-wen.com or www.jeld-wen.ca.

What This Warranty COVERS

We warrant to the original owner² that if your JELD-WEN Product exhibits a defect in material or workmanship within the time periods from the date of purchase as specified below, we will, at our option, repair, replace or refund the purchase price of the Product or component part. Skilled labor³ (where deemed necessary by us) to repair or replace any component is provided for **one (1) year** from the date of purchase.

Owner-Occupied Single-Family Residence Limited Warranty

Door Slabs: Except as set forth below, we warrant our door slabs, including any glass inserts, miscellaneous hardware, and accessories provided and installed by us, as follows:

Door Slab	Coverage
Fiberglass Exterior Doors	As long as you own and occupy your residence
FiberLast® Engineered Composite Exterior Doors	As long as you own and occupy your residence
Steel Exterior Doors	Ten (10) years
Wood Exterior Doors	Five (5) years
Interior Doors	Five (5) years

Factory Prefinish: We warrant the factory-applied prefinish on our doors against peeling, checking, or cracking for periods listed below. Should the factory prefinish be proven defective, we will at our option, replace or refinish the door or pay up to credit per opening to the current owner. (Note: this coverage applies to factory-applied finish coat options only; standard factory-applied primer is not a finish coat.)

Product	Coverage	Refinish Credit
Aurora® Fiberglass Doors	5 years	\$350 per opening
Custom Exterior Wood Doors	1 year	\$250 per opening
Custom Interior Wood Doors	1 year	\$150 per opening
All other Doors	1 year	\$100 per opening

Door Frames: We warrant our door frames for **one (1) year** from the date of purchase.

AuraLast® Protection for Door Slabs and Frames: Our AuraLast pine wood door slabs will be free from wood decay and/or termite damage for **twenty (20) years** from the date of initial purchase. Our AuraLast pine door frame components will be free from wood decay and/or termite damage **for as long as the original consumer owns the home** in which the AuraLast wood frames are originally installed. Warranty coverage outside Canada, the contiguous 48 states and Alaska is contingent upon approval from the JELD-WEN Customer Care Department. Please contact us.

Severe Weather® Glass: We warrant each Severe Weather glass unit for **ten (10) years**.

Retractable Screens: We warrant retractable roll screens for **five (5) years**.

Spontaneous Glass Breakage: We warrant sealed glass units installed in exterior doors (excluding laminated glass, and special glazings) for spontaneous breakage for **one (1) year** (including free replacement glass and skilled labor³ necessary

to replace the glass for one (1) year. Spontaneous breakage occurs when the glass develops a crack without sign of impact.

Commercial Limited Warranty (Other than Owner-Occupied Single-Family Residence)

Fiberglass, FiberLast, Steel, Wood and Interior Door Slabs: We warrant our door slabs for **five (5) years** from the date of initial purchase.

All Other Products, Components, Prefinishes, and Options as Listed Above: Coverage is the same as for Owner-Occupied Single-Family Residences as listed above.

Transferability

This warranty is not transferable.

How to Get Assistance

If you have a problem with your JELD-WEN Door, immediately upon discovery, contact the distributor or dealer from whom you purchased our product or contact us directly:

In the United States:	
Mail:	JELD-WEN Customer Care Attn: Door Warranty Claims P.O. Box 1329, Klamath Falls, OR 97601
Phone:	800-JELD-WEN (800-535-3936)
Fax:	800-436-5954
Email:	CustomerServiceAgents@jeld-wen.com
Web:	www.jeld-wen.com/contact-us
In Eastern Canada:	
Mail:	JELD-WEN Service Department 90, rue Industrielle Saint-Appollinaire, Quebec, Canada GOS 2E0
Phone:	800-463-1930
Fax:	888-998-1599
In Western Canada:	
Mail:	JELD-WEN Service Department 550 Munroe Avenue Winnipeg, Manitoba, Canada R2K 4H3
Phone:	888-945-5627 204-668-8230
Fax:	204-663-1072
Email:	wpgservice@jeld-wen.com

We can respond quickly and efficiently if you provide the following: a) date and location of purchase, or product identification from the tag on the top edge of the slab, b) how to contact you, c) the address where the product can be inspected, and d) a description of the apparent problem and the product (photographs are helpful).

What We Will Do

Upon receiving your notification, we will send out an acknowledgement within three business days to the contact, which you have provided. We will investigate your claim and will begin to take appropriate action within 30 days after receipt of notification. If your warranty claim is denied, we may charge an inspection fee for an onsite inspection that is required or requested by you.

If your claim is accepted, and we choose to repair or replace the product or a component of the product, the replacement product/component will be provided in the same specification as the original product. Replacement products, components and services are warranted for the balance of the original product or service warranty, or 90 days, whichever is longer.

If the claimed nonconformity is warp of a door slab, we may defer repairing or replacing the door slab for a period up to 12 months from the date of claim. It is not uncommon for a temporary warp condition to occur as the door slab adjusts to local humidity and temperature conditions. This deferral will not be counted against the warranty period.

Continued on next page

What This Warranty Does NOT Cover

JELD-WEN manufactures and sells both individual door slabs and complete door systems. This warranty does not cover parts or components (e.g., locksets, handles, etc.) not sold by JELD-WEN to the original owner. See your distributor or dealer regarding the warranty on the entire door system and/or these other components.

We are not liable for:

- Normal wear and tear, including normal wear and tear of weatherstrip; and natural weathering of surfaces or variations in the color or texture of wood or finish; surface cracks that are less than 1/32" in width and/or 2" in length; for knotty alder and juniper: surface checks that are less than 1/8" in width and/or 5" in length, and knot placement, quantity, or size.
- Problems due to misuse or abuse; failure to follow the care and maintenance instructions; or as a result of any cause beyond our reasonable control (e.g. fire, flood, earthquake, other acts of nature, and acts of third parties outside of our control).
- Problems related to: improper field finishing of all surfaces (front and back) and edges (top, bottom, and sides) of the door slab and frame (See our Finishing Instructions at www.jeld-wen.com/resources); variation or unsatisfactory results in sheen or texture resulting from the field application of paint or any other finishing material.
- Failure to provide an adequate overhang for exterior doors; damage caused by extreme temperature buildup where storm doors are present. For general guidelines, see our "Appropriate Protection for Exterior Doors" in our product literature or at www.jeld-wen.com/resources; for specific information pertaining to your structure, consult your contractor or other building professional.
- Warp for any 3'6" wide by 8' 0" high by 1 3/4", or smaller door slab, which does not exceed 1/4" in the plane of the door slab itself; door slabs wider and/or higher are not guaranteed for warp.
- Bow or misalignment in the frame or jamb in which the door slab is hung (if such is purchased from JELD-WEN unmachined and not prehung).
- Slight expansion or contraction due to varying environmental conditions; slab movement (shrinkage or swelling) of 1/4" or less due to temperature and humidity, consult our Care & Maintenance documents on how to work with this natural movement.
- Wood decay for wood components other than of AuraLast pine; and wood decay for any wood components (including pine) that come in direct contact with soil. Note: superficial mold/mildew does not indicate wood decay.
- Problems related to water and/or air infiltration due to improper assembly; installation errors or flaws in building design and construction; installation must be in strict conformance with the installation instructions provided by the manufacturer of the door entry system.
- Structural integrity issues or other problems caused by improper field fitting of the hardware, improper sizing of the door slab, or other assembly problems.
- Slight imperfections or wavy distortions in the glass that don't impair structural integrity. Note: wavy distortions in the glass (e.g. related to laminate interlayer or heat strengthening of glass) are not considered a defect. Slight color variations in glass are not considered a defect.
- Screen damage due to normal wear and tear, misuse, abuse, or insect or animal activity.
- Condensation or damage as a result of condensation (Note: unless due to insulating glass failure, most condensation problems are related to excessive humidity levels in a structure; contact a heating/air conditioning specialist for help).
- Damage or poor product performance resulting from installation into a condition that exceeds product design standards and/or certified performance specifications and/or does not comply with applicable building codes.
- Hardware, accessories or inserts that are not provided by us.

- Discoloration or rusting of decorative metal accent options, such as grilles, clavos, straps, etc.; discoloration of wood sills provided by us.
- Cost for labor, removal or disposal of defective product(s), installation or finishing of the replacement door or component.
- Incidental or consequential damage. Some states/provinces do not allow the exclusion or limitation of incidental or consequential damages, so this may not apply to you.

Important Legal Information --

Please read this carefully. It affects your rights.

This Limited Warranty document sets forth our maximum liability for our products. We shall not be liable for special, indirect, consequential, or incidental damages. Your sole and exclusive remedy with respect to any and all losses or damages resulting from any cause whatsoever shall be as specified above. **We make no other warranty or guarantee, either express or implied, including implied warranties of merchantability and fitness for a particular purpose to the original purchaser or to any subsequent user of the Product, except as expressly contained herein. In the event state or provincial law precludes exclusion or limitation of implied warranties, the duration of any such warranties shall be no longer than, and the time and manner of presenting any claim thereon shall be the same as, that provided in the express warranty stated herein. This Limited Warranty document gives you specific legal rights, and you may have other rights that vary from state/province to state/province.**

Any dispute, controversy or claim arising out of or relating to this warranty, any alleged breach thereof, or the use or sale of the products to which this warranty applies shall be resolved by mandatory and binding arbitration administered by the American Arbitration Association in accordance with its commercial arbitration rules. Original purchaser agrees that they may assert claims against JELD-WEN in their individual capacity only, and not as a plaintiff or class member in any purported class action proceeding. Rejection of these dispute resolution provisions must be sent to JELD-WEN at the address provided herein within thirty (30) days of original purchaser's receipt of the Products to which this warranty applies.

No distributor, dealer or representative of JELD-WEN has the authority to change, modify or expand this warranty. The original purchaser of this Product acknowledges that they have read this warranty, understand it and are bound by its terms and agrees to provide this warranty to the original owner of the structure into which the Product is installed.

¹ "JELD-WEN Products" shall refer to interior and exterior door slabs and systems manufactured in the United States and marketed under the JELD-WEN brand name for use in the United States and Canada. See our separate Export Warranty for applicable coverage on products used outside the United States and Canada.

² This warranty extends to the original owner (original owner means the contractor/dealer/distributor/purchaser and the initial owner of the structure where the product is initially installed) and is not transferable. The original purchaser of this product acknowledges that they have read this warranty, understand it and are bound by its terms and agrees to provide this warranty to the original owner of the structure into which the product is installed. Should state or provincial law preclude no transferability, then the warranty period is effective as applicable up to **five (5)** years from the date of initial purchase for door slabs and systems and **one (1)** year from the date of manufacture for the factory pre-finish.

³ "Skilled labor" refers to tasks where specialized technical knowledge, experience, methods or tools are required to properly identify, diagnose and/or correct product-related problems.

© 2010, JELD-WEN, inc. | JELD-WEN, Aurora, FiberLast and AuraLast are trademarks or registered trademarks of JELD-WEN, inc., Oregon, USA. All other marks are the property of their respective owners.



CUSTOM



CUSTOM WOOD
WINDOWS



CUSTOM WOOD
PATIO DOORS



CUSTOM WOOD
EXTERIOR DOORS



AURORA®
EXTERIOR DOORS



CUSTOM WOOD
INTERIOR DOORS

Behold a collection
crafted to accentuate
your individuality.

To complete our Custom product line, we also offer Custom windows and clad systems that are a perfect match to our Custom doors. For the full offering of JELD-WEN® Custom Windows and Doors visit us online at jeld-wen.com or see your local dealer.



DOOR INDEX

Model Page	Model Page	Model Page
W02M 14	383 33, 36	860 83
W21M 14	385 34, 35	862 70
W41M 15	386 38	865 64
W04H 15	387 37	870 54, 55
W30M 15	389 8, 38	880 46, 47, 94
W52M 15	401 65	890 51
W20H 15	402 63	902 19
103 55	403 74	922 19
106 61	404 75	982 80
110 50, 74	405 74	1101 18, 20, 21, 23, 24, 28, 29
112 57	407 60	1202 18
115 62	408 75	1204 19
116 52, 53	412 48	1208 26
125 56	425 60	1209 26
141 60	428 75	1212 27
160 74	430 66	1218 20
170 82	432 66	1221 20
171 82	435 42, 43	1222 19
180 39	442 67	1223 19
190 57	444 67	1234 27
200 70, 71	446 67	1242 18
201 72	450 64	1260 30, 31, 88, 89, 90, 95
202 73	460 64	1265 30
203 71	461 74	1290 29
210 81	465 7, 49	1301 16, 23
225 56	500 94	1303 28
250 40, 68, 69	508 94	1308 26
252 44, 45	509 92, 94, 99	1311 23
254 80	510 94	1313 21
260 78, 105	513 94	1321 22, 23
264 79	515 94, 98	1322 23, 24, 25
266 79	600 105	1325 29
268 81	625 105	1350 27
274 80	640 105	1355 27
302 58, 59	704 74	1381 38
340 52	708 75	1390 29
370 75	750 76, 83	2905 102
381 38	760 52	5037 88, 89, 90, 91, 95, 96, 102
382 10, 39	800 84, 85	

The photographs of installed Custom Wood doors shown in this catalog may not represent installations covered by the warranty.

About JELD-WEN

For more than 50 years, JELD-WEN has built its reputation as one of the world's most reliable manufacturers of windows and doors. Today the company offers a full breadth of stylish windows and doors, earning numerous awards and endorsements for dependability, innovation and excellence. With a strong commitment to sustainability, JELD-WEN also is a recognized leader in manufacturing energy efficient products – providing solutions that deliver exceptional value for builders, architects and homeowners all over the globe. JELD-WEN has been an ENERGY STAR® Partner since 1998. For more information about JELD-WEN, or to find a dealer, visit www.jeld-wen.com or call 800-877-9482.

The JELD-WEN website is your ultimate resource for learning about our reliable windows and doors. It has all the product information and design advice you need. Visit us at jeld-wen.com today.



Official window and door provider of Major League Soccer



JELD-WEN is proud to support a better way to build

©2011, 2010 JELD-WEN, inc.; This publication and its contents are owned by JELD-WEN, inc. and are protected under the U.S. Copyright Act and other intellectual property laws. All trademarks, service marks, logos and the like (whether registered or unregistered) are owned or controlled by JELD-WEN, inc. or others. Unauthorized use or duplication of JELD-WEN intellectual property is prohibited.

JELD-WEN reserves the right to change product specifications without notice. Please check our website, jeld-wen.com, for current information.

10-404 05/12 (CDS 3M)

