

JELD-WEN
WINDOWS & DOORS

Siteline® & W-2500
Sliding Patio Doors

Wood | Clad-Wood



UNCOMPROMISING BEAUTY & STYLE



JELD-WEN® Sitrine® and W-2500 wood and clad-wood sliding patio doors are beautiful, functional, and customizable. By choosing a wood or clad-wood product, you will benefit from the energy efficiency of natural insulation, and also appreciate several other advantages that come with our sliding patio doors:

Comfort - Experience the benefits of weather resistant design that will keep your home comfortable year round.

Style - Select from a wide array of design options to perfectly match your style.

Simplicity - Our patio doors are extremely easy to operate and maintain.

Durability - The strength of wood is undeniable and our patio doors are designed to last due to AuraLast® - The Wood That Does Not Rot™.

Peace of Mind - Our doors are supported with our 20-year general warranty and Lifetime Limited Warranty against wood rot and termite damage.*

*For full warranty details please visit jeld-wen.com

A DOOR FOR EVERY HOME

Siteline® Wood & Clad Wood

JELD-WEN® Siteline wood and clad-wood sliding patio doors can be outfitted with a variety of interior and exterior options.

- Our wide range of standard prefinished or custom interiors help you coordinate with the unique color scheme of your home.
- Choose from our selection of handle sets and hardware finishes to add style and distinction.
- A multipoint locking system comes standard for added security and increased performance.
- Sidelites and transoms let in more natural light, allowing you to bring the outdoors in, or take advantage of the view.
- Narrow and wide stile options are available to complement your architectural style.



W-2500 Clad-Wood

The W-2500 clad-wood sliding patio door is designed with value in mind and can easily accommodate any budget. This patio door is available in our most popular sizes and options.

- Choose clear AuraLast® pine for a natural wood appearance or customize with one of our 9 standard color options.
- Our standard dual-point locking system is safe and secure—the panel cannot be lifted while in the locked position.
- The W-2500 sliding patio door is easy to operate and has heavy-duty 1-1/2" stainless steel rollers that ensure smooth operation.

INTERIOR FEATURES & OPTIONS

Interior Finish Options.

1. Brilliant White
2. Ivory
3. Desert Sand
4. Clear Lacquer
5. Wheat
6. Cider
7. Fruitwood
8. Cordovan
9. Walnut



Custom color and stain options are available.
Ask your JELD-WEN representative for more details.
Colors shown may not match final finish



Siteline® & W-2500
Pine AuraLast®
Wood



Siteline
Mixed Grain
Douglas Fir



Siteline
Alder



Interior View

Hardware Options

Single-point, dual-point, and multipoint locking options are available for added security and increased performance.

Contemporary

Dual-Point



①

Olympus†

Siteline & W-2500
Dual-Point



②

Legacy†

Siteline & W-2500
Dual-Point



③

Ashland**

Siteline
Single-Point & Multi-Point



④

Handle & Hinge Hardware Finishes*



2, 4
Powder-Coat
White



2, 4
Powder-Coat
Black



Desert
Sand



2, 4
Polished
Brass**



4
Antique
Brass
Siteline
Only



1, 2, 3, 4
Satin
Nickel**



Polished
Chrome
Siteline
Only



1, 2, 4
Brushed
Chrome



2, 3, 4
Oil-Rubbed
Bronze



4
Chestnut
Bronze
Siteline
Only



Standard
Siteline &
W-2500



Optional
Siteline
Only

Sill Colors

*Actual colors may vary from the samples displayed
**Available with optional PVD finish

†Available when doors are ordered with dual-point locking hardware
**Single-point lock is only available in the wide stile version of the Siteline sliding patio door

EXTERIOR FEATURES & OPTIONS



Exterior View


Trim Options

Choose exterior trim for added visual appeal. We offer several factory-applied casing options for our windows and patio doors with wood exteriors.

For clad-wood exteriors, we provide factory-applied Adams Casing, Flat Casing and Brickmould.

Clad-Wood

Siteline® & W-2500



Exterior Wood

Siteline



Wood

Siteline



Clad Finishes

The cladding we use features a baked-on finish that does not need to be repainted and requires minimal maintenance. Our cladding allows you to accentuate your home's visual appeal with a range of beautiful colors.


Standard Clad Finishes - Siteline & W-2500



Optional Clad Finishes - Siteline



Anodized Finishes - Siteline



*Actual colors may vary from the samples displayed

DIVIDED LITES / SCREEN TECHNOLOGY

Add architectural interest to your Sitaline and W-2500 patio doors with one of our divided lite options. These options include Simulated Divided Lites (SDL) for an authentic look, Full-Surround (FS) wood grilles that can be removed for easy cleaning, and maintenance-free Grilles Between the Glass (GBG).

Simulated Divided Lites (SDL)



Sitaline and W-2500

5/8" Putty SDL
7/8" Bead SDL
7/8" Putty SDL
1-1/8" Bead SDL
1-1/8" Putty SDL
1-3/8" Bead SDL

Sitaline

2-5/16" Bead SDL

Grilles Between the Glass (GBG)



Sitaline and W-2500

5/8" Flat
23/32" Contoured

Sitaline

1" Contoured

Full-Surround (FS) Removable Wood Grilles



Sitaline and W-2500

7/8"

Sitaline

1-1/8"

Grille Styles & Color Options

Available in standard and optional finishes



Screen Options

These screens are designed to keep insects outside, while letting natural light inside. Choose a Bottom Rolling Extruded Screen, a Heavy Duty Bottom Rolling Extruded Screen, or a Top Hanging Screen.

If you prefer not to have a screen, that is an option also.

Our Fiberglass and BetterVue® screens feature fine, black fiberglass mesh with a light gloss finish. Aluminum screens are available in Charcoal or Silver.

Regular Fiberglass Screen BetterVue® Fiberglass Screen Aluminum Frame Screen



Insect screens are intended to allow air and light in, while keeping insects out.

They are not intended to stop children from falling through an open door or window. For safety screens and other security devices, contact your local building supply retailer.

Standard Screen Finishes



GLASS OPTIONS / ENERGY SAVING GLASS

Tinted Glass*

Tinted glass reduces glare, and is ideal for areas that are subjected to a great deal of direct sunlight in the summer. We offer Clear, Green, Gray, Bronze, Reflective Gray, and Reflective Bronze tinted glass.



Green



Gray



Bronze



Reflective Gray



Reflective Bronze



Textured Glass*

Let light in while maintaining privacy with textured glass. We offer a wide range of textures to meet your aesthetic preferences. Three of our most popular choices are shown below; see your dealer for our complete offering.



Glue Chip
(Siteline)



Rain
(Siteline)



Obscure
(Siteline & W-2500)

Tempered Glass*

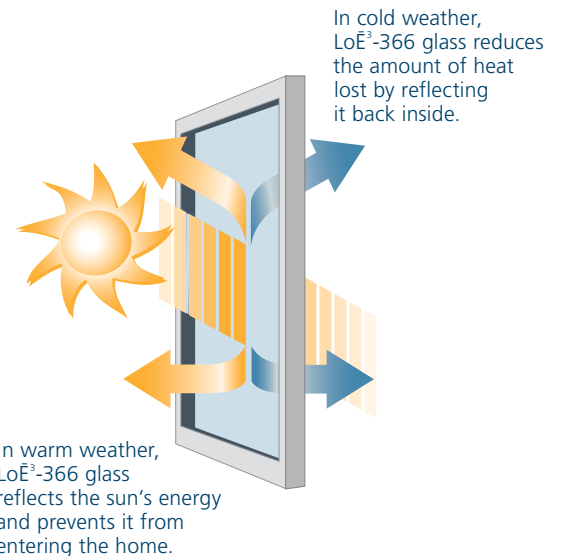
This type of glass is treated with heat so it can withstand greater force or pressure on its surface, and it will not break into sharp pieces. This is mostly used on patio doors or windows that are installed near floor level.

LoE³-366[®] Insulating Glass



High-performance LoE³-366 insulating glass comes standard and helps lower energy costs, allows homes to stay cooler in the summer and warmer in the winter, prevents fading of interior furnishings, and reduces condensation.

Most windows and patio doors with LoE³-366 glass are ENERGY STAR[®] certified. ENERGY STAR products help Americans save energy, save money and reduce their carbon footprints.



*Additional glass options available with Siteline patio doors
Images for illustration purposes. Objects may appear differently through actual glass.

IMPROVED INDOOR-OUTDOOR LIVING

Sidelites & Transoms

Our sliding patio door can be combined with sidelites and transoms to make the best use of your door opening, allowing more natural light to enter your home and giving your patio door unique style. Sidelites are available in 2'6" to 4'0" widths. Our Sitrine transom option features sashed transoms to create even vertical sight lines.



FORM & FUNCTION

Blinds Between the Glass (BBG)

Blinds Between the Glass (BBG) provide privacy and are virtually maintenance-free. The blinds, which have no exposed cords, are thermally sealed between clear insulating glass; so there's no need for dusting. They're also easy to raise, lower and tilt with a reduced travel operator that moves the blinds two inches for every one inch you move. Additional benefits include less exposure to allergens, reduced fading of interior furnishings, and increased energy efficiency.



Only available in narrow stile with clad exterior option, limited sizes and configurations available.

Patio Door Stiles & Rails

Stiles and rails form the outer perimeter of a door panel and influence overall design and aesthetics. You can opt for more traditional, narrow stiles and rails or wide, French-inspired stiles and rails to create the look that best matches the architecture of your home.

Clad (Shown with narrow stiles)

Stile
(Vertical sides
of a door frame)

Rail
(Horizontal cross
sections at the
top and bottom
of a door frame)



Narrow Stile Option

Siteline and W-2500

A narrow stile option provides more glass area for a clean, crisp appearance.

Clear AuraLast® Pine (Shown with wide stiles)



Wide Stile Option

Siteline

A wide stile option is great for those seeking more of the beauty and warmth of wood.



AuraLast® wood protects against wood rot for as long as you own and occupy your home. Guaranteed.



Guaranteed Protection Against Wood Rot

JELD-WEN® wood windows and patio

doors made with exclusive pine AuraLast wood are guaranteed not to rot for as long as you own and occupy your home. Wood components made from AuraLast wood maintain their structural integrity even in the toughest climates. Visit jeld-wen.com to view the full warranty.*



Surface-to-Core Protection

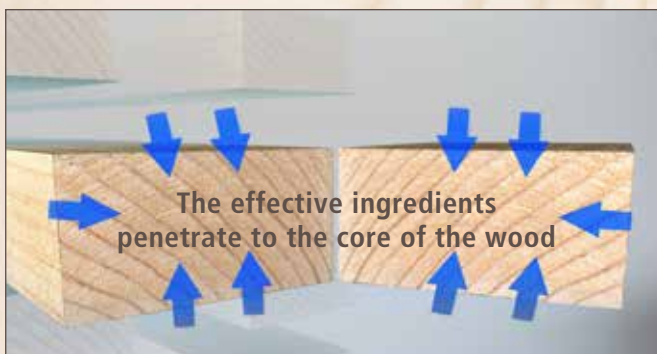
Because of our vacuum/pressure process, AuraLast wood provides virtually

100% penetration of the protective ingredients. Other manufacturers use submersion/dip-treatment methods, which only protect the outer surface of the wood.



Working With AuraLast Wood is Easy

AuraLast offers the strength and beauty of real wood because it is real wood, not a composite. AuraLast wood is colorless, stainable and odorless.



Virtually 100% Surface-to-Core Protection

100% AuraLast is Safe



AuraLast wood is made by using a water-based solution to deliver the effective ingredients to the core of the wood. Traditional dip-treatments use a solvent-based chemical bath. During production our AuraLast process releases 96% fewer volatile organic compounds than the traditional dip-treatment method.



Traditional treatments only protect the outer surface



A JELD-WEN Exclusive

Only JELD-WEN makes window and door products with natural pine AuraLast wood that are built to last.

Protects Against Water Saturation

AuraLast wood offers superior resistance to water saturation, which protects against swelling that causes windows and doors to stick.

Protects Against Termites

Harmful termites will eat through unprotected wood—not so with AuraLast Wood.

Visit jeld-wen.com/auralast for more information

***AuraLast Lifetime Limited Warranty Coverage for Wood Decay and Termite Damage**

JELD-WEN products made from pine AuraLast wood will not rot.

SITELINE & W-2500 WOOD & CLAD-WOOD FEATURES CHART

	Siteline	W-2500
Sound structural integrity; Performance Grade (PG) Rated	✓ Standard: PG 40 with narrow stiles or PG 50 with wide stiles; Optional: PG 65 rating	✓ Standard: PG 35; Optional: PG 50 rating
Tempered LoE insulating glass with argon gas fill for greater efficiency	✓ Standard: LoE ³ -366; Optional: Blinds Between the Glass (BBG), Clear, Obscure, LoE-EEC	✓ Standard: LoE ³ -366; Optional: Blinds Between the Glass (BBG), Clear, Obscure, LoE-EEC
Customize with factory prefinished primed or stained interiors	✓ Standard: Natural AuraLast Pine; Optional: <i>Stained</i> - Clear Lacquer, Wheat, Cider, Fruitwood, Cordovan, Walnut or Custom Stain; <i>Painted</i> - Primed, Brilliant White, Ivory, or Desert Sand or Custom Paint	✓ Standard: Natural AuraLast Pine; Optional: <i>Stained</i> - Clear Lacquer, Wheat, Cider, Fruitwood, Cordovan or Walnut
Exterior clad colors and anodized finishes are baked-in; require no repainting and minimal maintenance	✓ Standard: Brilliant White, French Vanilla, Desert Sand, Hartford Green, Mesa Red, Dark Chocolate, Chestnut Bronze, Black, or Arctic Silver Optional: Bone White, Heirloom White, Ivory, Mocha Cream, Dark Buckskin, Sage Brown, Luxury Bronze, Redwood, Steele Gray, Sea Foam, Smoke, Cascade, or Hunter Green; Anodized - Clear, Champagne, Light Bronze, Medium Bronze, Dark Bronze, Extra Dark Bronze, or Black	✓ Standard: Brilliant White, French Vanilla, Desert Sand, Hartford Green, Mesa Red, Chestnut Bronze, Black, Arctic Silver, or Dark Chocolate
Dual-Point Lock systems add security and increase performance; available in a variety of finishes	✓ For available hardware finishes please refer to page 4	✓ For available hardware finishes please refer to page 4
Single-Point & Multi-Point Lock systems add security, and increase performance	✓ For available hardware finishes please refer to page 4	
Ball check weep system and Injected Molded Nylon Corner Keys provide a tight seal to prevent water entry and absorption	✓	✓
Panels are thermally broken by a fiberglass interlock to prevent direct exterior to interior temperature transfer	✓	✓
Fiberglass sill provides an exceptional thermal barrier and integrates a concealed sill anchoring system to reduce crowning	✓	✓
Extremely smooth operating stainless steel rollers	Dual Rollers	Single Rollers
Solid pine AuraLast® Wood protects against wood rot, termites, and saturation covered by our Lifetime Limited Warranty*	✓	✓
Low-maintenance extruded aluminum exterior cladding with integral nailing fin	✓	✓
Variety of sidelites & transoms that may be factory mulled	Optional	Optional
Choose from exterior bottom rail or heavy duty top rolling insect screens	Optional	Optional
Available as an ENERGY STAR® certified door	Optional	Optional

* For full warranty details please visit jeld-wen.com

The JELD-WEN website is your ultimate resource for learning about our reliable windows and doors. It has all the product information and design advice you need. Visit us at jeld-wen.com today.



THE JELD-WEN PROMISE

JELD-WEN® products can create lasting value for your home. We are so confident that you will be pleased with our Sitaline® & W-2500 wood & clad-wood sliding patio doors that each one carries our Lifetime Limited Warranty. Here are just some of the highlights of our warranty...

The Window & Patio Door Limited Warranty Includes:

- » Lifetime limited protection on AuraLast® wood - guaranteed protection against wood rot for as long as you own and occupy your home.
- » 20-year coverage against defects in material and workmanship for most product components (such as insulating glass, metal and wood components, and hardware)
- » 10-year coverage on polyester clad finishes and 5-year coverage for anodized finish
- » Skilled labor coverage for warranty repairs for 2 years

*NOTE: The above information is a summary of key provisions of the **JELD-WEN Window & Patio Door Limited Warranty effective February 1, 2014**. For a complete copy of the current warranty, see your sales associate or refer to jeld-wen.com.*



©2015, 2014, 2013, 2011 JELD-WEN, inc.; This publication and its contents are owned by JELD-WEN, inc. and are protected under the U.S. Copyright Act and other intellectual property laws. All trademarks, service marks, logos and the like (whether registered or unregistered) are owned or controlled by JELD-WEN, inc. or others. Unauthorized use or duplication of JELD-WEN intellectual property is prohibited.

JELD-WEN reserves the right to change product specifications without notice. Please check our website, jeld-wen.com, for current information.

11-92462 4/15 (JRP 4/15 1M)