



**AuraLast® wood protects against wood rot for as long as you own and occupy your home. Guaranteed.\***

**A JELD-WEN Exclusive** - Only JELD-WEN makes window and door products with natural pine AuraLast wood that are built to last.

**Surface-to-Core Protection** - AuraLast wood delivers virtually 100% surface-to-core penetration of the protective ingredients.

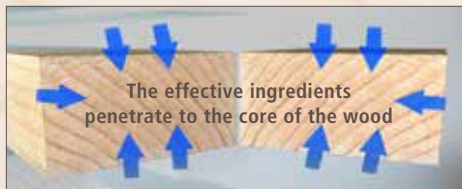
**Protects Against Wood Decay** - AuraLast wood prevents damage and rot due to weather conditions, water saturation or termites.

**Working with AuraLast Wood is Easy** - AuraLast wood maintains its structural integrity despite what it's put through; it is colorless, stainable and odorless.



**JELD-WEN® products made from pine AuraLast wood will not rot.**

**Virtually 100% Surface-to-Core Protection**



**LIFETIME  
LIMITED  
WARRANTY**

*\*AuraLast Lifetime Limited  
Warranty Coverage for  
Wood Decay and Termite  
Damage*

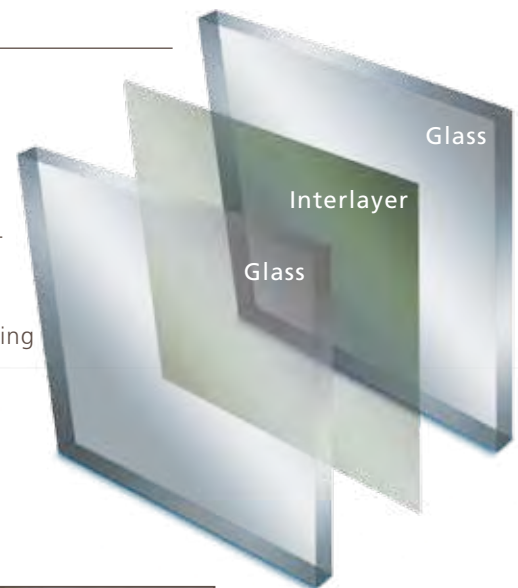
*Visit [jeld-wen.com/auralast](http://jeld-wen.com/auralast)  
for more information*




## IMPACT RESISTANT GLASS

[www.jeld-wen.com/impactgard](http://www.jeld-wen.com/impactgard)

This glass stands up to strong impacts from wind-borne debris as well as harsh coastal conditions. In fact, ImpactGard® glass features the industry's leading laminated glass technology that can withstand a nine-pound piece of lumber striking it head-on at approximately 34 miles per hour. It also reduces sound transmission, blocks up to 95 percent of harmful UV rays and enhances home security.



### SAFE



Impact resistance  
to wind-borne debris

### SECURE



Forced-entry resistance  
for increased safety

### SOUND



Decreased sound transmission



# WOOD & METAL CLAD OPTIONS

Our Custom wood windows and patio doors are built from solid pine AuraLast® wood for lasting beauty, and each one comes standard with energy efficient LoE<sup>3</sup>-366 and Neat® glass. These windows and patio doors are also available with the greatest array of design options. To review our full range of styles and options, visit [www.jeld-wen.com](http://www.jeld-wen.com).

## STANDARD INTERIOR FINISHES

1. Brilliant White
2. Ivory
3. Desert Sand
4. Clear Lacquer
5. Wheat
6. Cider
7. Fruitwood
8. Cordovan
9. Walnut



Colors shown may not match final finish.

Custom paint and stain options available.






FSC® or SFI® certified wood available.

## INTERIOR & EXTERIOR OPTIONS FOR WINDOWS & PATIO DOORS

Interior: **I**

Exterior: **E**



## 42 EXTERIOR CLAD COLORS

Custom color match available



Actual colors may vary from the samples displayed.  
Please visit your JELD-WEN dealer for actual samples.

## SELECT FINISH

Choose to paint the exterior of the window instead of applying metal cladding.


## 3 EXTERIOR COPPER CLAD FINISHES



Bright Copper



Speckled Patina Copper



Hand-Rubbed Patina Copper

Windows and patio doors installed within one mile of a saltwater source (or other corrosive environment) have specific maintenance requirements.

For details visit: [www.jeld-wen.com/resources](http://www.jeld-wen.com/resources)

# TRIM & DIVIDED LITES

## INTERIOR TRIM



## EXTERIOR TRIM

(Additional interior and exterior trim options may be available. See your JELD-WEN dealer for details.)




## DIVIDED LITES



\*Wood exterior only

\*\*Available in all sizes shown

## SAMPLING OF OUR SIMULATED DIVIDED LITE PROFILES



# TINTED, TEXTURED GLASS & SCREENS

## SAMPLING OF OUR TEXTURED AND TINTED GLASS OPTIONS

(Many other glass options available. See your JELD-WEN dealer for details.)



Obscure



Seedy Reamy



Rain



Narrow Reed



Bronze



Gray




Clear



Green

## WINDOW OPENING CONTROL DEVICE

**Optional:** Opening Control Device limits sash opening to 3-3/4 inches for fall prevention.



## PHANTOM SCREENS® TECHNOLOGY

Available to match interior wood species



Integrated design creates a seamless look

Fully retractable for a clear view

Removable tracks allow sash to tilt in for easy cleaning on double-hung windows

Insect screens are intended to allow air and light in, while keeping insects out. They are not intended to stop children from falling through an open door or window. For additional protection, consider adding a Window Opening Control Device (WOCD) to the window.

*\*Screens available in all species shown on page 3 with the exception of Reclaimed Fir*

## ULTRAVUE™ SCREENS

These screens are designed to keep more insects outside, while letting more natural light inside.




View through regular fiberglass insect screen

View through UltraVue® insect screen (standard)


*Please note: These images are for illustration purposes only. Actual screen may appear different.*

## WOOD SELECTION FOR CASEMENT AND AWNING WINDOW SCREENS\*



Mahogany

Vertical-Grain Douglas Fir



Knotty Alder

Pine



# DECORATIVE GLASS

Featuring five popular standard glass collections, this program allows you to design endless decorative glass creations. Using combinations of patterns, colors, obscure glass and coming options, we can build nearly anything you can imagine.



## CONTEMPORARY COLLECTION

Modern and bold with a unique look certain to add style to modern-day homes.



## ESTATE COLLECTION

Fits many types of architecture and has straight bold lines adding to the decor of any home.



## CLASSIC COLLECTION

This elegant collection adds a distinct and timeless design element to any home.



## CRAFTSMAN COLLECTION

A tried and true design that represents a theme that has stood the test of time.



## DIAMOND COLLECTION

A classic Tudor style that evokes an old world charm.



## CAMING SELECTIONS

Choose one of our five coming selections to determine how ornate, elegant or plain your decorative glass will appear.



Satin Nickel



Copper




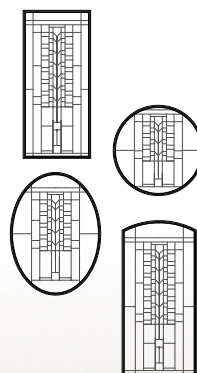
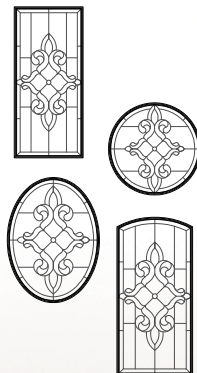
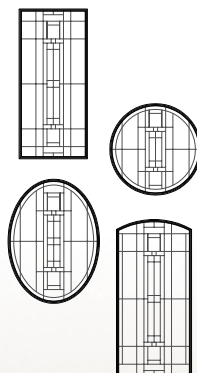
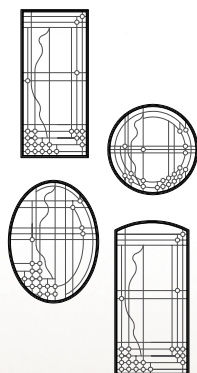
Dark Patina



Brass



Zinc



# DECORATIVE GRILLES & HARDWARE


## DECORATIVE GRILLES BETWEEN THE GLASS

The JELD-WEN® Decorative Grille Program features custom capabilities to build your own creations. Using your sketches and combinations of patterns, we can build nearly anything you imagine.

Some of our most popular designs are shown below.




RADIUS TOP



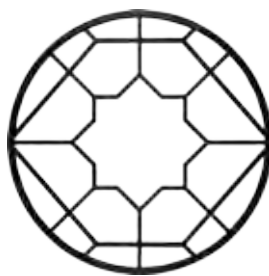
Versailles™

RECTANGLE




Versailles™

FULL CIRCLE




Etruscan™

SEGMENT TOP



Chateau™


SQUARE



Etruscan™



Georgian™



Sundial™



Chateau™



Infinity™



Infinity™

## HARDWARE OPTIONS

Swinging Patio Door

Sliding Patio Door

Windows



Traditional

Contemporary

Rustic



Multi-Point

Dual-Point

Dual-Point



Cam-Lock

Nesting Handle

Tilt & Turn

Push Out Handle

The JELD-WEN website is your ultimate resource for learning about our reliable windows and doors. It has all the product information and design advice you need. Visit us at [jeld-wen.com](http://jeld-wen.com) today.



## THE JELD-WEN PROMISE

JELD-WEN products create lasting value for your home. We are so confident that you will be pleased with our Custom wood windows and patio doors that each one carries our industry-leading warranty.

### The Window & Patio Door Limited Warranty Includes:

- Lifetime Limited Warranty on AuraLast® wood; protects against wood rot for as long as you own and occupy your home
- 20-year coverage against defects in material and workmanship for most product components (such as insulating glass, metal and wood components, and hardware)
- 20-year coverage on clad finish
- Skilled labor coverage for warranty repairs for 2 years
- Coverage is transferable for 10 years

*NOTE: The above information is a summary of key provisions of the **JELD-WEN Window & Patio Door Limited** Warranty effective February 1, 2014. For a complete copy of the current warranty, see your sales associate or refer to [www.jeld-wen.com](http://www.jeld-wen.com).*

