

# JELD-WEN®

WINDOWS & DOORS

the perfect fit®

DOOR REPLACEMENT PROGRAM



BUILT TO ORDER INTERIOR DOORS  
\$199 WHOLE-HOUSE INSTALLATION\* PROGRAM

PUERTAS PARA INTERIORES HECHAS BAJO PEDIDO  
PROGRAMA DE INSTALACIÓN EN LA CASA COMPLETA\* POR \$199

Molded  
Moldeada

Flush  
Lisa

Authentic Wood  
Madera auténtica

Custom Carved  
Talladas personalizadas

\*\$199 includes labor and installation fee only  
\*\$199 incluye sólo mano de obra y cuota de instalación



↑ before  
antes



↑ after  
después

RELIABILITY for real life®



# \$199 WHOLE-HOUSE INSTALLATION\*

IMAGINE WHAT YOUR HOME COULD LOOK LIKE WITH NEW CUSTOM MADE, JELD-WEN INTERIOR DOORS.

## A Dramatic Home Improvement

\$199 whole-house installation of doors, hardware, trim and accessories you ordered, through The Perfect Fit program.

## Peace of Mind

Professionally installed so you don't have to worry about having the right tools or enough time to complete the project.

## Personalized Products & Service

An in-home consultation to digitally measure each opening so your doors can be specifically built for your home.

## Hassle Free Clean Up

We'll clean up and haul away your old doors! Some restrictions may apply. Subject to regional availability. Ask associate for details.

## Assurance

The Perfect Fit installation is supported with a one year warranty.

\*\$199 includes labor and installation fee only

## HIGH-TECH MEASUREMENTS



### Door Digitizer

The Door Digitizer is a state-of-the-art measuring device which allows the capture of 3-D measurements for the contour of each door opening (inside the jamb)—to create a truly unique and custom made door slab.

### Typical Points of Measure

The typical interior passage door has 13 points to measure. This includes:

- » 9 points for the contour of the existing frame are measured.
- » 2-4 hinge points depending on height of door frame and 1-3 strikes depending on function of door.



## PROFESSIONAL INSTALLATION

Our professional team will install your beautiful new doors, hardware, trim and accessories for a Hassle-Free dramatic improvement to your home.



### INSTALACIÓN EN LA CASA COMPLETA\* POR \$199

#### INCREÍBLE MEJORAMIENTO DE LA CASA

Instalación en la casa completa, por \$199, de las puertas, herrajes, ribetes y accesorios que usted pida, con el programa Ajuste Perfecto.

#### GRAN ALIVIOINSTALADAS

Profesionalmente, de modo que usted no necesita preocuparse por tener las herramientas exactas o el tiempo suficiente para terminar el proyecto.

### PRODUCTOS Y SERVICIOS PERSONALIZADOS

Con una visita a domicilio para medir digitalmente cada abertura, a fin de que sus puertas se construyan específicamente para su casa.

#### LIMPIEZA SIN BATALLAR

¡Dejamos limpio y recogido, y nos llevamos sus puertas viejas! Puede haber algunas restricciones. Dependiendo de la disponibilidad en su región. Pida detalles a los vendedores.

#### TRANQUILIDAD

La instalación Ajuste Perfecto está respaldada por un año de garantía.

\*\$199 incluye sólo mano de obra y cuota de instalación

1

**Choose your Doors and Options: Pages 6-25**

An In Home Consultant will walk you through our offering to help you make the best choice for your home.



Molded



Flush



Authentic Wood




Custom Carved

**Hardware, Trim and Finish Options**



Hardware

Trim



Finish Color

**Molded Doors:**

Our most popular doors are available in a range of versatile designs to complement many architectural styles.

**Flush Doors:**

Offers a clean look that easily works with existing interior decor.

**Authentic Wood Doors:**

These doors, which also include French door styles, bring a natural warmth to any home.

**Custom Carved Doors:**

Our widest range of designs to effortlessly match or coordinate with existing cabinetry and furnishings.

2

**High-Tech Measurements**

Our In Home Consultant digitally measures each unique opening, and based on these measurements, your interior doors will be custom made.

These measurements are then sent electronically to our manufacturing plants, where the doors are custom made to perfectly fit the opening. All preparation — routing, sanding and painting of the new door is done at the JELD-WEN plant, not in your home.

Your door order is manufactured, precision trimmed and available with factory applied prepaint color or clear coat. This ensures the Quick, Easy and Hassle-Free installation of your beautiful and reliable custom made doors.

3

**Professional Installation**

Our professional team will install your beautiful new doors, hardware, trim and accessories for a Hassle-Free dramatic improvement to your home.

**ESCOJA SUS PUERTAS Y SUS OPCIONES: PÁGINAS 6 A 25**

Uno de nuestros consultores lo irá asesorando respecto a lo que ofrecemos para ayudarle a escoger lo que sea mejor para su hogar.

**Puertas moldeadas:** Nuestras puertas más solicitadas están disponibles en una gama de diseños versátiles para complementar muchos estilos arquitectónicos.

**Puertas lisas:** Una puerta lisa se ve pulcra y armoniza fácilmente con la decoración interior existente.

**Puertas de madera auténtica:** Estas puertas, que también se ofrecen en estilo francés, dan a cualquier casa calor de hogar.

**Puertas talladas al gusto:** Nuestra más amplia gama de diseños para armonizar o hacer juego con los gabinetes y el mobiliario sin esfuerzo alguno.

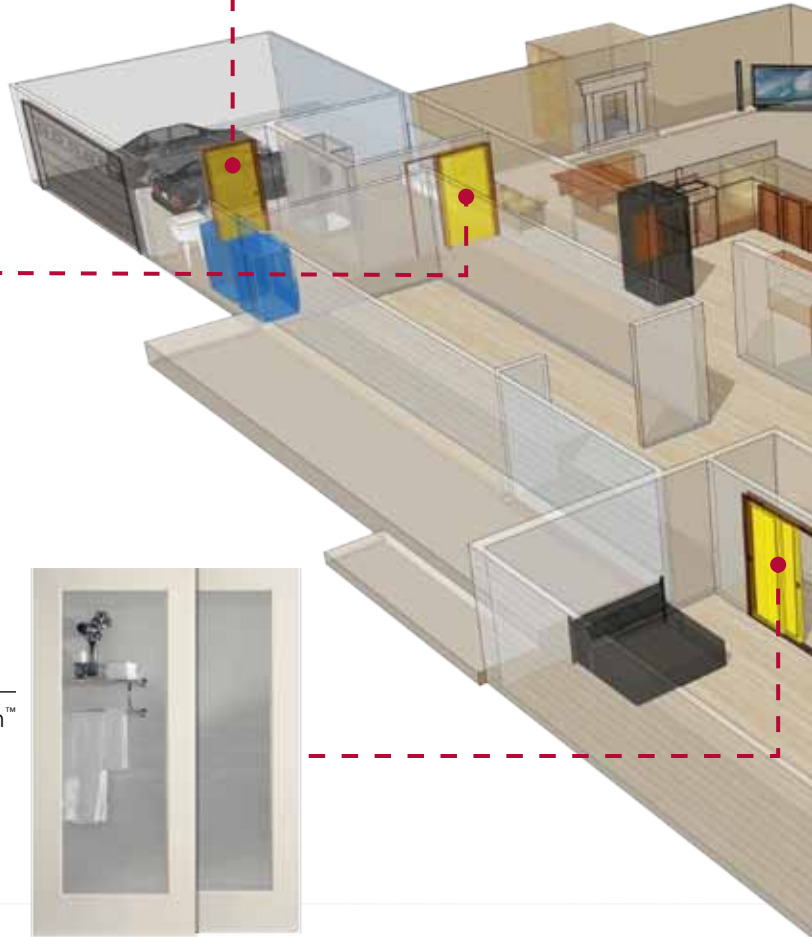
**ALTA TECNOLOGÍA EN MEDICIÓN**

Nuestro consultor mide digitalmente cada abertura individual y, con base en estas mediciones, sus puertas se fabrican a la medida. Estas medidas después se envían electrónicamente a nuestras plantas manufactureras, donde las puertas se fabrican a la medida para ajustarse perfectamente a la abertura. Todos los pasos de la preparación (rebajar, lijar y pintar) de la nueva puerta se hacen en la planta de JELD-WEN, no en su hogar.

# 1 CHOOSE YOUR DOORS

## Pocket Doors

These doors are a perfect solution for tight spaces. (Only available in homes with existing pocket doors. Additional charges apply.)



## 20-Minute Fire Door

We can even match your fire door! (Upon inspection)



## Sliding (Bypass) Closet Doors

Consider using Impression™ Mirror Doors here.

Switch out your bifolds; what a difference that would make!



**Think About the Possibilities** | The whole feeling of a room can change based on the type or functionality of the door you choose. Open up the sense of space within a room with an Impression™ mirror door. Add natural light to a room with French doors. Complement your existing cabinetry by mirroring the design with your new interior doors. The possibilities really are wide open.



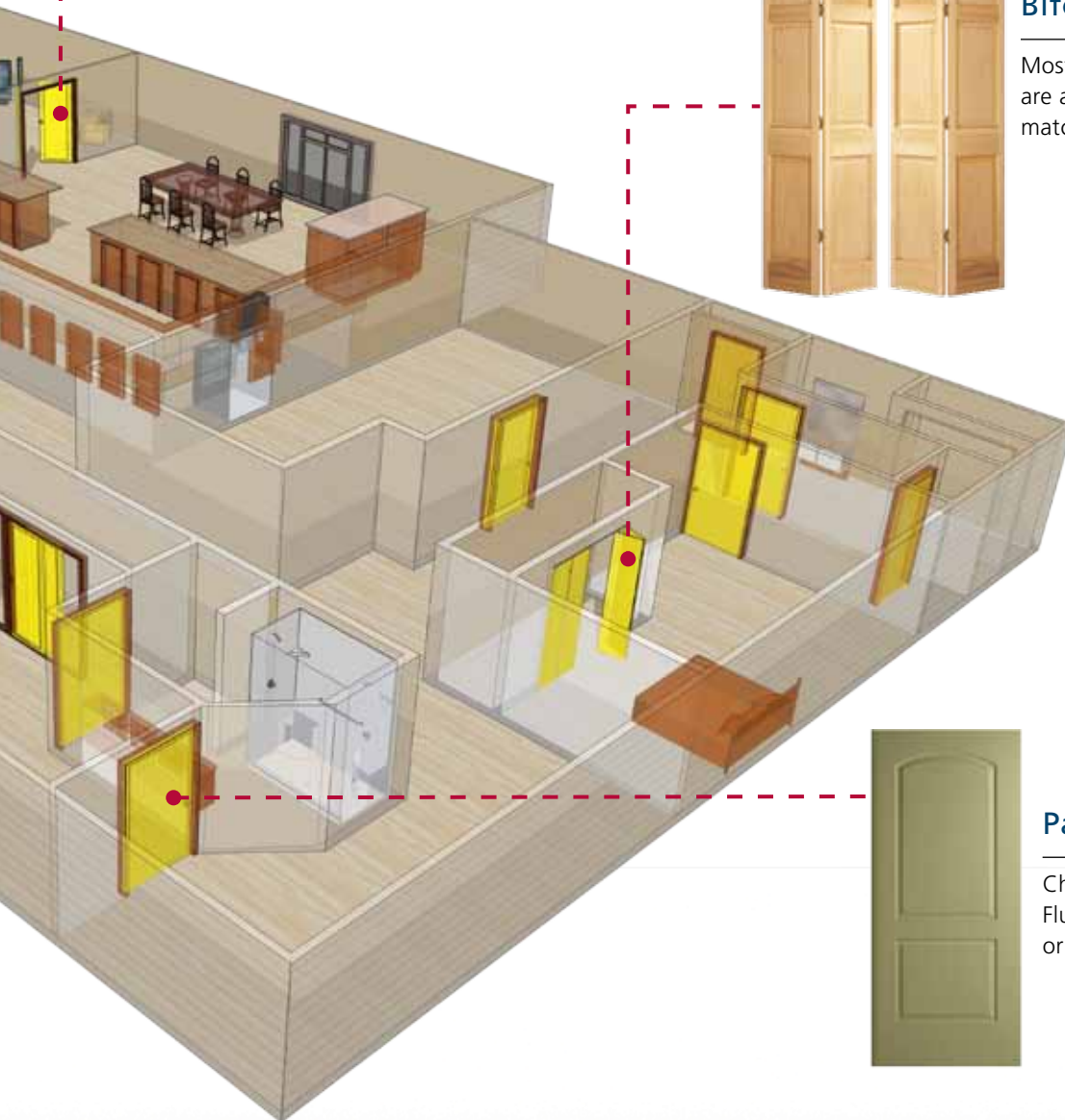
## French Doors

Nothing like double French doors to add elegance to any room.



## Bifold Doors

Most passage doors are available in matching bifolds.



## Passage Doors

Choose from Molded, Flush, Custom Carved or Wood door designs.

**MOLDED DOORS**  
Group A



Also available in

**PROCORE**  
THE QUIET DOOR®

to reduce sound transmission.

See page 18 for ProCore details.

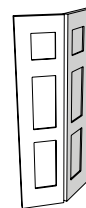


Easily update the interior of your home with Molded doors that are crafted to accent popular architectural styles. Our molded interior doors are made with strong, environmentally conscious materials—including wood fiber by-products from our other door lines.

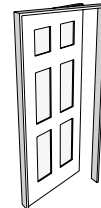
**Door Surfaces**




**Door Styles**




Bifold



Swinging



Double Door



Sliding Bypass



Fire door option available.



# Molded Doors



Arlington (shown)  
6-Panel Smooth Surface -  
Beaded Sticking

Bristol 6-Panel  
Smooth Surface -  
Modified Cove & Bead Sticking



Bostonian (shown)  
6-Panel Woodgrain Textured  
Modified Cove & Bead Sticking

Colonial 6-Panel  
Woodgrain Textured  
Ovolo Sticking



Rockport 5-Panel  
Smooth Surface -  
Modified Cove & Bead Sticking



Princeton (shown)  
2-Panel Smooth Surface -  
Modified Cove & Bead Sticking

Camden®  
2-Panel Woodgrain Textured  
Modified Cove & Bead Sticking



Atherton® (shown)  
4-Panel Smooth Surface -  
Ovolo Sticking

Stanford® 4-Panel  
Woodgrain Textured -  
Ovolo Sticking



Avalon® 3-Panel  
Woodgrain Textured -  
Modified Cove & Bead Sticking



Provincial® 4-Panel  
Woodgrain Textured -  
Ovolo Sticking



3-Panel Craftsman III  
Smooth Surface -  
Square Sticking



Santa Fe 2-Panel  
Smooth Surface -  
Ovolo Sticking



Cambridge® 2-Panel  
Smooth Surface -  
Ovolo Sticking



Continental™ 2-Panel  
Smooth Surface -  
Ovolo Sticking



Side A: Impression™ Mirror\*  
Side B: 4-panel or 6- panel

\*Additional charge for  
mirrored doors.

1

**FLUSH DOORS**  
Group B



Also available in

**PROCORE**  
THE QUIET DOOR®

to reduce sound transmission.

See page 18 for ProCore details.



These enduring interior doors are great for contemporary style homes. Our flush doors are made with a variety of beautiful hardwood veneers. In fact, they're the most affordable way to achieve the look of a solid wood door.

**Hardwood Colors**



Oak



Tropical  
Hardwood



Birch



Primed  
Hardboard  
White

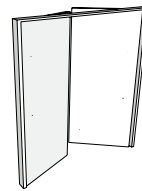
**Door Styles**



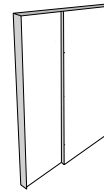
Bifold



Swinging



Double-Door



Sliding  
Bypass



Fire door option available.







Red Oak Flush Door

*NOTE: Variances in photography and printing may cause finish colors shown in this catalog to vary from actual finish.*

**RELIABILITY** for real life®



1

**AUTHENTIC  
WOOD DOORS  
Group C**



**Sound Reduction**



No door makes an impression like a wood door. It brings a sense of artistry into any home, whether it's elegantly modern or comfortably traditional. Upgrading to our wood interior doors also increases the perceived value of your home.

**Glass Options**



Authentic Recipe™ Pantry Door Glass



Rain Textured Glass



Plaid Grooved Glass



Craftsman Screen Print Glass



Vineyard Cast Glass



10-Lite Grooved Glass


**Door Styles**



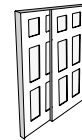
Bifold



Swinging



Double-Door



Sliding Bypass





## Wood Species/Door Styles



**Maple** is a hard, strong wood with a smooth texture and uniform grain. It may exhibit random darker

streaks and occasional birds-eye or worm track patterns. Over time, Maple will yellow in color due to natural exposure to light and air.



**Sustainable Knotty Pine** is harvested from plantation forests and is a softwood that is usually light in color

with pink-brown variations. Over time, the knots will darken and the overall color will yellow. Knotty Pine is an ideal choice for a rustic door, offering its own unique charm with its mix of color, knots and character.



**Knotty Alder** is a smooth textured hardwood with a straight, even grain and knots that create beautiful swirl

patterns. This wood is slightly softer and lighter than other hardwoods and the wood color ranges from tan to a pale pinkish brown. The knots are brown to black and vary in size, shape and color.



**Sustainable Vertical Grain Pine** is harvested from plantation forests. Vertical grain pine is a softwood with

a distinct pinstripe grain pattern and uniform color. Vertical grain pine will darken and yellow with age, adding character and charm.



**Poplar** is a fine-grained hardwood with a smooth texture. It is normally light in color, but is known for its dramatic mineral streaks and

small cluster knots that vary in color from light brown to green. Poplar accepts stain beautifully and is often stained dark to marry its rich colors together.



**Hemlock** is a type of wood that features a fine-textured, straight-grained appearance.

Hemlock's light, even color takes stain beautifully and will not darken over time. The wood is also free of pitch and is not likely to splinter.




**Oak** is a hardwood known for its dramatically pronounced grain pattern, which varies from a tight, vertical

grain to a beautifully arched pattern. The wood may also feature pin knots and mineral streaks. Oak accepts stain very well.



**Cherry** is a hardwood with a smooth texture and a dramatic grain pattern. It may feature thin gum pockets, small clusters of pin knots and random blonde-colored streaks.



**Primed Wood** is white in color and features a smooth finish that is ready to paint.

	Flat Panel					Raised Panel				V-groove Panel		Louver		
	1011	1022	1033	1044	1055	0022	0028	0044	0066	0022V	0028V	0730	0730P	0732P

<b>Sustainable Pine</b>	✓*	—	—	—	—	—	✓*	✓*	✓*	—	—	✓*	✓	✓*
<b>Sustainable Knotty Pine</b>	—	✓	—	—	—	—	—	✓	✓*	—	✓*	—	—	—
<b>Knotty Alder</b>	—	—	—	✓	—	✓*	✓*	—	—	✓	✓*	—	—	—
<b>Hemlock</b>	✓*	—	—	—	—	—	—	—	—	—	—	—	—	—
<b>Oak</b>	—	✓	✓*	—	—	—	✓	✓*	✓*	—	—	—	—	—
<b>Poplar</b>	—	—	✓	—	—	—	—	✓	✓*	—	—	—	—	—
<b>Maple</b>	—	✓	✓*	—	—	—	✓*	—	✓	—	—	—	—	—
<b>Cherry</b>	—	—	✓*	—	—	—	✓*	—	✓	—	—	—	—	—
<b>Primed</b>	✓*	✓	✓	—	✓	—	—	—	—	—	—	✓	✓*	✓

\*Also available in bifold

	French				1" Terraced Bifolds					
	1501	1509	1510	1515	1501-8'0"	1512-8'0"	1518-8'0"	0730E	0732E	0066E

<b>≠Sustainable Pine</b>	✓	✓	✓	✓	✓	✓	✓	✓	✓	✓
<b>Sustainable Knotty Pine</b>	✓	—	✓	✓	—	—	—	—	—	—
<b>Knotty Alder</b>	✓	—	✓	✓	—	—	—	—	—	—
<b>Hemlock</b>	✓	—	✓	✓	—	—	—	—	—	—
<b>Oak</b>	✓	—	✓	✓	—	—	—	—	—	—
<b>Poplar</b>	✓	—	✓	✓	—	—	—	—	—	—
<b>Maple</b>	✓	—	✓	✓	—	—	—	—	—	—
<b>Cherry</b>	✓	—	✓	✓	—	—	—	—	—	—
<b>Primed</b>	✓	✓	✓	✓	✓	✓	✓	✓	✓	—

## French

1

Allow light to flow through glass panels to give your room a warm and bright feeling.



Prairie



10-Lite



15-Lite




Authentic Recipe Pantry Door

## Louver

Ideal for closets and laundry rooms that require increased air circulation.



Louver



Louver/Louver Pine Door

*NOTE: Variances in photography and printing may cause finish colors shown in this catalog to vary from actual finish.*

RELIABILITY for real life®





Superior Sound Performance  
STANDARD

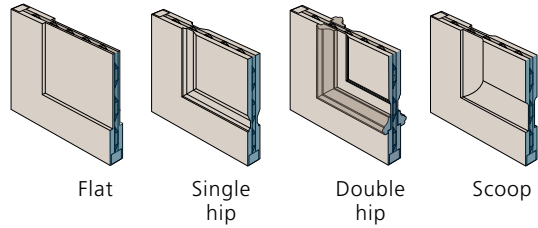
1

**CUSTOM CARVED  
DOORS  
Group D**



There's a Custom Carved door to accommodate any design preference or to coordinate with any decorating style. To establish a consistent look within your home, consider choosing a design that matches or complements cabinetry and other furnishings.

**Panel Options**




Flat

Single hip

Double hip

Scoop

**Door Styles**



Bifold

Swinging

Double-Door

Sliding Bypass



Fire door option available.



Sticking and Panel Profiles



OG sticking with flat panel



Square sticking with single-hip panel









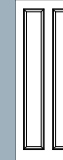








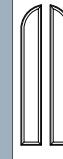
















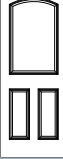









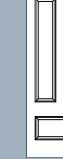
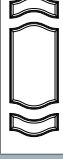



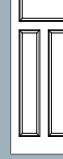

















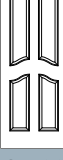





















#110/112 raised moulding with double-hip panel




OG sticking with double-hip panel



C2020 Custom Carved 8 ft. Doors with raised moulding

										
C1000	C1010	C1020	C1030	C1040	C1050	C2000	C2010	C2020	C2030	
										
C2040	C2050	C2060	C2070	C2080	C2090	C2130	C2140	C2150	C2160	C2170
										
C2180	C2190	C2200	C3000	C3010	C3020	C3040	C3050	C3060	C3070	C3080
										
C3090	C3100	C3110	C3120	C3130	C3140	C3150	C3160	C3170	C3180	C3190
										
C3200	C3210	C3220	C3230	C3240	C3250	C3260	C3270	C3280	C3300	C3330
										
C4000	C4010	C4020	C4030	C4050	C4060	C4070	C4080	C4090	C4100	C4120
										
C4130	C4140	C4150	C4160	C4170	C4180	C4190	C4400	C5000	C5010	C5020
										
C5030	C5040	C5050	C5060	C5070	C5080	C5090	C5100	C5110	C5300	C6000





## Personalize

The combination of door design, panel profile and sticking (or raised moulding) you choose will provide a unique look; for additional distinction, select door designs are available with custom art, including company logos or text.

**Please note, all doors, including custom designs, come primed and will need to be painted.**

### Available Type Styles

*(Number of letters is limited to the size of the door you choose)*

ABCDABCDAB


Font 1: Handel Gothic

ABCDABCDABCDAB

Font 2: Polka

### Select Your Custom Graphic


*(Graphic measurements will be standard for all doors)*



C1000 Personalized Door



C2020 Personalized Door



C2030 Personalized Door



C1000 Personalized Door

PROCORE The Quiet Door™

Give each room in your home the privacy it deserves with our ProCore The Quiet Door upgrade. This option reduces sound transmission between interior spaces by up to 50 percent (when compared to a hollow core door). So you'll enjoy more peace and quiet. Plus, it resists the dents and dings that can occur in everyday life.

1

AVAILABLE IN

MOLDED

FLUSH



**PROCORE**  
THE QUIET DOOR®



Hollow Core

Solid Core



Solid core vs. Hollow core,  
What's the difference?

The core, or the materials used inside the door, affects the weight of the door, its ability to withstand impact, its fire rating and even sound transmission.

To make the right core choices for your interior doors, it's important to think about where each door will be installed to identify areas where more privacy is preferred. Commonly, these rooms include bathrooms, bedrooms and laundry rooms.

LA PUERTA SILENCIOSA, PROCORE™

Dé a cada habitación de su casa la privacidad que merece con nuestra mejora de la Puerta Silenciosa, ProCore. Esta opción reduce la transmisión del sonido entre los espacios interiores en hasta un 50% (en comparación con una puerta de núcleo hueco). De modo que disfrutará de más silencio y tranquilidad. Además, resiste las mellas y abolladuras que se pueden producir en la vida diaria.

NÚCLEO SÓLIDO CONTRA NÚCLEO HUECO, ¿CUÁL ES LA DIFERENCIA?

El núcleo, o el material usado en el interior de la puerta, afecta el peso de la puerta, su capacidad para resistir impactos, su clasificación contra fuego e incluso la transmisión de sonido.

A fin de seleccionar el tipo de núcleo más adecuado para las puertas interiores, le conviene pensar en dónde se va a instalar cada puerta y así determinar en cuáles espacios se desea más privacidad. En general, algunos de esos espacios son baños, recámaras y cuartos de lavado.

## PREPAINTED 9 STANDARD COLORS



Brilliant  
White

French  
Vanilla

Desert  
Sand

Dark  
Chocolate

Black

Medium  
Chocolate

Driftwood

Weathered  
Stone

Light  
Gray

## PREPAINTED CUSTOM COLORS

At JELD-WEN, we understand your time is valuable, and we want to make the process of updating your home as easy as possible. That's why we offer pre-painted color options. This upgrade frees you from needing to paint your own doors, and it allows you to enjoy a professional look that complements your home's interior spaces.



### COLORES QUE COMPLEMENTAN

9 colores estándar previamente pintados  
Blanco brillante, Vainilla francesa, Arena del desierto, Chocolate oscuro,  
Negro, Chocolate medio, Madera flotante, Piedra alisada, Gris claro

### COLORES AL GUSTO PREVIAMENTE PINTADOS

En JELD-WEN entendemos que su tiempo es valioso, y queremos hacerle lo más fácil posible el proceso de modernizar su casa. Es por eso que ofrecemos opciones de colores previamente pintados. Esta mejora le ahorra a usted la necesidad de pintar sus propias puertas, y le permite disfrutar una apariencia profesional que complementa los espacios interiores de su casa.

1

Group A



Reserve Ellipse Knob  
w/Square Rose  
Polished Brass  
Matte Brass & Black  
Satin Nickel  
Venetian Bronze  
Polished Chrome  
Matte Antique Nickel



Reserve Round Knob  
w/Square Rose  
Polished Brass  
Matte Brass & Black  
Satin Nickel  
Venetian Bronze  
Polished Chrome  
Matte Antique Nickel



Reserve Rustic Knob  
w/Square Rose  
Dark Bronze  
White Bronze



Reserve Arch Lever  
w/Square Rose  
Dark Bronze  
White Bronze



Reserve Curve Lever  
w/Round Rose  
Polished Brass  
Matte Brass & Black  
Satin Nickel  
Venetian Bronze  
Polished Chrome  
Matte Antique Nickel



Reserve Decorative Lever  
w/Arch Rose  
Polished Brass  
Matte Brass & Black  
Satin Nickel  
Venetian Bronze  
Polished Chrome  
Matte Antique Nickel



Reserve Tube Lever  
w/Round Rose  
Satin Nickel  
Venetian Bronze  
Polished Chrome



Reserve Square Lever  
w/Square Rose  
Satin Nickel  
Venetian Bronze  
Polished Chrome



Reserve Federal Lever  
w/Square Rose  
Polished Brass  
Matte Brass & Black  
Satin Nickel  
Venetian Bronze  
Polished Chrome  
Matte Antique Nickel



909 Smart Code  
Polished Brass  
Satin Nickel  
Venetian Bronze

« Reserve Decorative Lever with Arch Rosette in Matte Brass and Black

# Stunning Handle Sets

Entry Door handle sets are available to order. Ask your consultant for details.

## Group B



**Alcott**  
Bright Brass  
Satin Nickel



**Carnaby  
w/Arched Rose**  
Satin Nickel



**Tobin  
w/Round Rose**  
Satin Nickel



**Carnaby  
w/Round Rose**  
Venetian Bronze



**Tobin  
w/Arched Rose**  
Bright Brass



**Madrina**  
Venetian Bronze

## Group C



**Ashfield™**  
Venetian Bronze  
Satin Nickel



**Avalon™**  
Venetian Bronze  
Satin Nickel  
Bright Chrome



**Brooklane®**  
Venetian Bronze  
Satin Nickel  
Antique Nickel



**Commonwealth®**  
Bright Brass  
Venetian Bronze  
Satin Nickel  
Antique Nickel  
Bright Chrome  
Satin Chrome



**Pembroke®**  
Bright Brass  
Venetian Bronze  
Satin Nickel  
Antique Nickel  
Bright Chrome  
Antique Brass



**Phoenix**  
Bright Brass  
Antique Brass  
Venetian Bronze  
Satin Nickel



**Laurel™**  
Venetian Bronze  
Satin Nickel  
Antique Nickel  
Bright Chrome



**Katara**  
Venetian Bronze  
Satin Nickel  
Antique Nickel  
Bright Chrome



**Vedani**  
Venetian Bronze  
Satin Nickel  
Bright Chrome  
Satin Chrome



**980 Deadbolt**  
Polished Brass  
Venetian Bronze  
Satin Nickel



« Ask about SmartKey handle sets for your Entry Door

NOTE: Variances in photography and printing may cause finish colors shown in this catalog to vary from actual finish.

RELIABILITY for real life®



1



Avalon in Satin Nickel

Group D



Abbey®  
Antique Brass  
Bright Brass  
Satin Chrome



Cameron®  
Bright Brass  
Venetian Bronze  
Satin Nickel



Circa®  
Bright Brass  
Venetian Bronze  
Satin Nickel  
Antique Nickel  
Bright Chrome  
Satin Chrome



Copa®  
Antique Brass  
Bright Brass  
Satin Nickel  
Antique Nickel  
Bright Chrome  
Satin Chrome



Hancock®  
Antique Brass  
Bright Brass  
Venetian Bronze  
Satin Nickel  
Antique Nickel  
Bright Chrome  
Satin Chrome



Tustin®  
Antique Brass  
Bright Brass  
Venetian Bronze  
Satin Nickel  
Antique Nickel  
Bright Chrome  
Satin Chrome



Lido®  
Antique Brass  
Bright Brass  
Venetian Bronze  
Satin Nickel  
Antique Nickel  
Satin Chrome



780 Deadbolt  
Lifetime Brass  
Antique Brass  
Venetian Bronze  
Satin Nickel  
Antique Nickel  
Bright Chrome  
Satin Chrome

Group E



Cove  
Antique Brass  
Bright Brass  
Satin Chrome  
Venetian Bronze  
Satin Nickel



Polo  
Antique Brass  
Bright Brass  
Venetian Bronze  
Satin Nickel  
Antique Nickel  
Bright Chrome  
Satin Chrome



Tylo  
Antique Brass  
Bright Brass  
Bright Chrome  
Satin Chrome



Delta  
Antique Brass  
Bright Brass  
Antique Nickel  
Bright Chrome  
Satin Chrome



Dorian  
Antique Brass  
Bright Brass  
Venetian Bronze  
Satin Nickel  
Antique Nickel  
Bright Chrome  
Satin Chrome



Balboa  
Antique Brass  
Bright Brass  
Venetian Bronze  
Bright Chrome



660 Deadbolt  
Lifetime Brass  
Antique Brass  
Venetian Bronze  
Satin Nickel  
Antique Nickel  
Bright Chrome  
Satin Chrome

**HINGES & DOOR STOPS ARE INCLUDED IN THE PRICE OF HARDWARE PURCHASED THROUGH THE PERFECT FIT PROGRAM**

**Matching Hinges**



Light Brass



Bright Brass



Antique Brass



Satin Nickel



Antique Nickel



Rubbed Bronze



Bright Chrome



Satin Chrome

**Door Stops**



**Rigid or Spring Door Stops**

- Antique Brass
- Bright Brass
- Venetian Bronze
- Satin Nickel
- Antique Nickel
- Bright Chrome
- Satin Chrome



**Deluxe Door Stop**

- Antique Brass
- Bright Brass
- Venetian Bronze
- Satin Nickel
- Antique Nickel
- Bright Chrome
- Satin Chrome



**Floor Mount Door Stop**

- Bright Brass
- Venetian Bronze
- Satin Chrome

**Bifold & Bypass Pulls Included In Price Of Door**



**Bifold Pull**

- Antique Brass
- Bright Brass
- Venetian Bronze
- Antique Nickel
- Satin Nickel
- Satin Chrome
- Bright Chrome



**Bypass Pull**

- Antique Brass
- Bright Brass
- Venetian Bronze
- Satin Nickel
- Antique Nickel
- Bright Chrome
- Satin Chrome

**Pocket Door Locks**



**Passage**

- Antique Brass
- Bright Brass
- Venetian Bronze
- Satin Nickel
- Antique Nickel
- Satin Chrome



**Privacy**

- Antique Brass
- Bright Brass
- Venetian Bronze
- Satin Nickel
- Antique Nickel
- Satin Chrome

**Lever Rosettes:**

Group C & D Only



**Arch Rosette**

- Venetian Bronze
- Satin Nickel



**Oval Rosette**

- Venetian Bronze
- Satin Nickel

**Trim Choices**

Available In Primed or Clear Pine:

Trim is available in a wide range of profiles and sizes. Ask your consultant for options available in your area.




Primed 2-1/4"



Clear 2-1/2" Pine



Clear 3-1/4" Pine



Santa Fe Molded Interior Double Doors



1

### Door Digitizer

The Door Digitizer is a state-of-the-art measuring device which allows the capture of 3-D measurements for the contour of each door opening (inside the jamb) — to create a truly unique and custom made door slab.

### Typical Points of Measure

The typical interior passage door has 13 points to measure. This includes:

- » 9 points for the contour of the existing frame are measured.
- » 2-4 hinge points depending on height of door frame and 1-3 strikes depending on function of door.



### Custom Made to Perfection

These measurements are then sent electronically to our manufacturing plants, where the doors are custom made to perfectly fit the opening. All preparation — routing, sanding and painting of the new door is done at the JELD-WEN plant, not in your home.

Your door order is manufactured, precision trimmed and available with factory applied prepaint color or clear coat. This ensures the Quick, Easy and Hassle-Free installation of your beautiful and reliable custom made doors.

2



KOMO routes the door contours and mortises the hinges and bores.



Routing, sanding and painting of the new door is done at the JELD-WEN plant.



Factory finish can be applied in 9 standard colors or any custom color of your choice.

#### DIGITALIZADOR DE PUERTA

El digitalizador de puerta es un dispositivo de medición muy avanzado que captura mediciones en tercera dimensión del contorno de cada abertura de puerta (dentro de las jambas), para crear un tablero para puerta verdaderamente único y a la medida.

#### PUNTOS COMUNES DE MEDIDA

La puerta de paso interior típica tiene 13 puntos que se deben medir. Entre ellos están:

Se miden 9 puntos del contorno del marco existente.

2 a 4 puntos de bisagra, dependiendo de la altura del marco de la puerta, y de 1 a 3 puntos de impacto, según la función de la puerta.

#### HECHO A LA MEDIDA HASTA LA PERFECCIÓN

Estas mediciones se envían después electrónicamente a nuestras plantas manufactureras, donde las puertas se hacen a la medida para que se ajusten perfectamente a la abertura. Todos los pasos de la preparación (rebajar, lijar y pintar) de la nueva puerta se hacen en la planta de JELD-WEN, no en su hogar.

# PROFESSIONAL INSTALLATION

3

Our professional team will install your beautiful new doors, hardware, trim and accessories for a Hassle-Free dramatic improvement to your home.



Your existing doors are removed.



New doors and hardware are installed.



Final inspection of door.



Your home is left clean and doors are ready to use with no additional work needed.



Before . . .



After . . . Knotty Alder 2-Panel Arch Top Door



After . . . Custom Carved C3140 Door



After . . . Molded Santa Fe Door



Authentic Wood 6-Panel Hemlock Door

## JELD-WEN® Windows and Doors

With a little research and some thoughtful planning, your project can be a positive experience from beginning to end. Your smart choices will allow you to watch with wonder as your home is improved before your eyes.

Furthermore, when you choose reliable JELD-WEN Windows and Doors, you can be sure you'll be as pleased with your selection tomorrow as you are today. Our products deliver all the durable performance and aesthetic appeal you desire. They're also supported by industry-leading warranties.

Please review the attached warranty.



Authentic Wood Oak French Door with Harvest Cast Glass

*NOTE: Variances in photography and printing may cause finish colors shown in this catalog to vary from actual finish.*

**RELIABILITY** for real life®



*Our  
warranty  
to you..!*



JELD-WEN® Interior Doors are designed to create lasting value for your home. This warranty is effective for interior door slabs manufactured by us on or after **September 1, 2009** for use in the United States and Canada. Separate warranties apply for our Exterior door collections. Any previous warranties will continue to apply to door products manufactured by us prior to this date. For additional information, including care and maintenance, installation and finishing instructions, see your dealer or refer to [www.jeld-wen.com](http://www.jeld-wen.com).

### What This Warranty COVERS

We warrant to the original owner<sup>1</sup> that if your JELD-WEN Interior Door exhibits a defect in material or workmanship within the time periods from the date of initial purchase as specified below, we will, at our option, repair, replace or refund the purchase price of the door or component part.

**Interior Door Slabs:** Our interior door slabs will be free from defects in materials and workmanship for **five (5)** years from the date of initial purchase.

**Casings:** We warrant our casings against defects in materials and workmanship for **one (1)** year from the date of initial purchase.

**Factory Prefinish:** We warrant the factory-applied prefinish on our doors against peeling, checking, or cracking for **one (1)** year from the date of initial purchase. Should the factory prefinish be proven defective within this time period, we will at our option, replace or refinish the door. Note: this coverage applies to factory-applied finish coat options only; standard factory-applied primer is not a finish coat.

### Transferability

This warranty is not transferable.

### What This Warranty Does NOT Cover

We are not liable for:

- Normal wear and tear; natural variations in the color or texture of wood.
- Problems due to misuse, abuse, failure to follow the care and maintenance instructions; or as a result of any cause beyond our reasonable control (e.g. fire, flood, earthquake, other acts of nature, and acts of third parties outside of our control).
- Problems related to: improper field finishing of all surfaces (front and back) and edges (top, bottom, and sides) of the door slab; variation or unsatisfactory results in sheen or texture resulting from the field application of paint or any other finishing material.

- Warp which does not exceed 1/4" in the plane of the door slab itself; any warp for a door panel 3'0" wide by 8'0" (914 mm by 2450 mm) high.
- Bow or misalignment in the frame or jamb in which the door slab is hung, due to irregularities of the existing frame.
- Damage or poor product performance resulting from installation into a condition that exceeds product design standards and/or certified performance specifications and/or does not comply with applicable building codes.
- Hardware or inserts that are not provided by us.
- Cost for disposal of defective product(s), or finishing of the replacement door or component where the original product was supplied unfinished.
- Incidental or consequential damage. Some states/provinces do not allow the exclusion or limitation of incidental or consequential damages, so this may not apply to you.

Note: Color variation of pre-finished molded doors is not **Considered a defect**.

No distributor, dealer or representative of JELD-WEN has the authority to change, modify or expand this warranty.

### Important Legal Information

**This Limited Warranty document sets forth our maximum liability for our products. We shall not be liable for special, indirect, consequential, or incidental damages. Your sole and exclusive remedy with respect to any and all losses or damages resulting from any cause whatsoever shall be as specified above. We make no other warranty or guarantee, either express or implied, including implied warranties of merchantability and fitness for a particular purpose to the original purchaser or to any subsequent user of the product, except as expressly contained herein. In the event state or provincial law precludes exclusion or limitation of implied warranties, the duration of any such warranties shall be no longer than, and the time and manner of presenting any claim thereon shall be the same as, that provided in the express warranty stated herein. This Limited Warranty document gives you specific legal rights, and you may have other rights that vary from state/province to state/province.**

<sup>1</sup>This warranty extends to the original owner (original owner means the purchaser and the initial owner of the structure where the product is initially installed) and is not transferable. The original purchaser of this product acknowledges that they have read this warranty, understand it and are bound by its terms and agrees to provide this warranty to the original owner of the structure into which the product is installed. Should state or provincial law preclude no transferability, then the warranty period is effective as applicable up to **five (5)** years from the date of initial purchase.

© 2009 JELD-WEN, inc. | JELD-WEN and The Perfect Fit are trademarks or registered trademarks of JELD-WEN, inc., Oregon, USA.



**THE HOME DEPOT ONE YEAR LIMITED LABOR WARRANTY**

**What the Warranty Covers and for How Long**

In addition to the product warranty provided by the manufacturer of the interior doors, Home Depot will, upon notice from the property owner(s), correct faults related to the workmanship or installation of the interior door for one year at no additional charge.

**Non-Transferable Labor Warranty**

Coverage offered by this Warranty automatically ceases upon the sale of the property or transfer of ownership to a new owner(s).

**Limitations and Exclusions**

This One Year Limited Labor Warranty does not cover acts of God, deliberate damage and/or damage caused by vandalism or removal and/or alteration of the interior doors by the property owner(s) or a party other than Home Depot or its authorized contractor, even in the event such action is authorized by the property owner(s). In the event that the property owner(s), by themselves or through another party, performs work which causes the removal and/or alteration of the interior doors, this Labor Warranty shall be void, and all claims pursuant to it shall be forfeited.

**Claims**

If an interior door exhibits what the homeowner(s) believes to be a manufacturing or installation defect covered under the terms of this warranty, the homeowner(s) must promptly contact The Home Depot by calling 1-877-MY-THDPROJECT (1-877-698-4377), notify us in writing, or log on to [www.MyHomeDepotProject.com](http://www.MyHomeDepotProject.com), with a description of the claimed defect, along with the homeowner(s) name, address, telephone number, and date of installation. Such notification must be made within 60 days of the date that the claimed defect is first discovered, or reasonably could have been discovered. Mail notifications to:

**THD At-Home Services, Inc.**  
**Attn: Production Support Group**  
**3200 Cobb Galleria**  
**Parkway, Suite 200, Atlanta, GA 30339**

**NUESTRA PROMESA DE CONFIABILIDAD**

Los productos de JELD-WEN crean valor duradero para su casa. Estamos seguros que va a estar muy complacido con nuestras puertas que conllevan nuestra garantía como líder de la industria. Estos son algunos de los puntos destacados de nuestras garantías...

La garantía limitada de la puerta incluye:

- 5 años de cobertura contra defectos en el material y construcción para paños de puertas interior de JELD-WEN
- 1 año de cobertura de preacabado de fábrica

AVISO: La información arriba mencionada es un resumen de las cláusulas clave de las garantías limitadas de JELD-WEN. Las garantías en su totalidad están provistas en inglés en este folleto. Para recibir ayuda extra con la garantía, favor de llamar al 1-888-594-3578.



Original JELD-WEN plant ca. 1960 in Klamath Falls, Oregon



**About JELD-WEN**

Since 1960, when JELD-WEN began as a small Oregon millwork plant, we've been dedicated to creating reliable windows and doors that are energy efficient, beautiful and worry-free.

**Acerca de JELD-WEN**

Desde 1960, cuando JELD-WEN comenzó como una pequeña carpintería de Oregón, nos hemos dedicado a crear ventanas y puertas confiables que sean eficientes en cuanto al consumo de energía, sean hermosas y no den problemas.

Sustainability is nothing new at JELD-WEN.


Our legacy has been to make windows, doors and components in a manner consistent with efficient use of what nature provides.

Replenish the environment, minimize waste.

Develop high performance, high-value products that satisfy customers' needs.

Continue to care for our communities by seeking ways to reduce impact on the environment.

On-going efforts remain directed toward continual improvement of our products, processes and culture.



**RELIABILITY**



JELD-WEN is proud to support a better way to build

[jeld-wenhd.com](http://jeld-wenhd.com)

for more information

© 2012, 2011 JELD-WEN, inc. This publication and its contents are owned by JELD-WEN, inc. and are protected under the U.S. Copyright Act and other intellectual property laws. Unauthorized use or duplication is prohibited.

All trademarks, service marks, logos, and the like (whether registered or unregistered) are owned or controlled by JELD-WEN, inc. or others.

JELD-WEN reserves the right to change product specifications without notice. Please check our website, [www.jeld-wenhd.com](http://www.jeld-wenhd.com), for current information.