

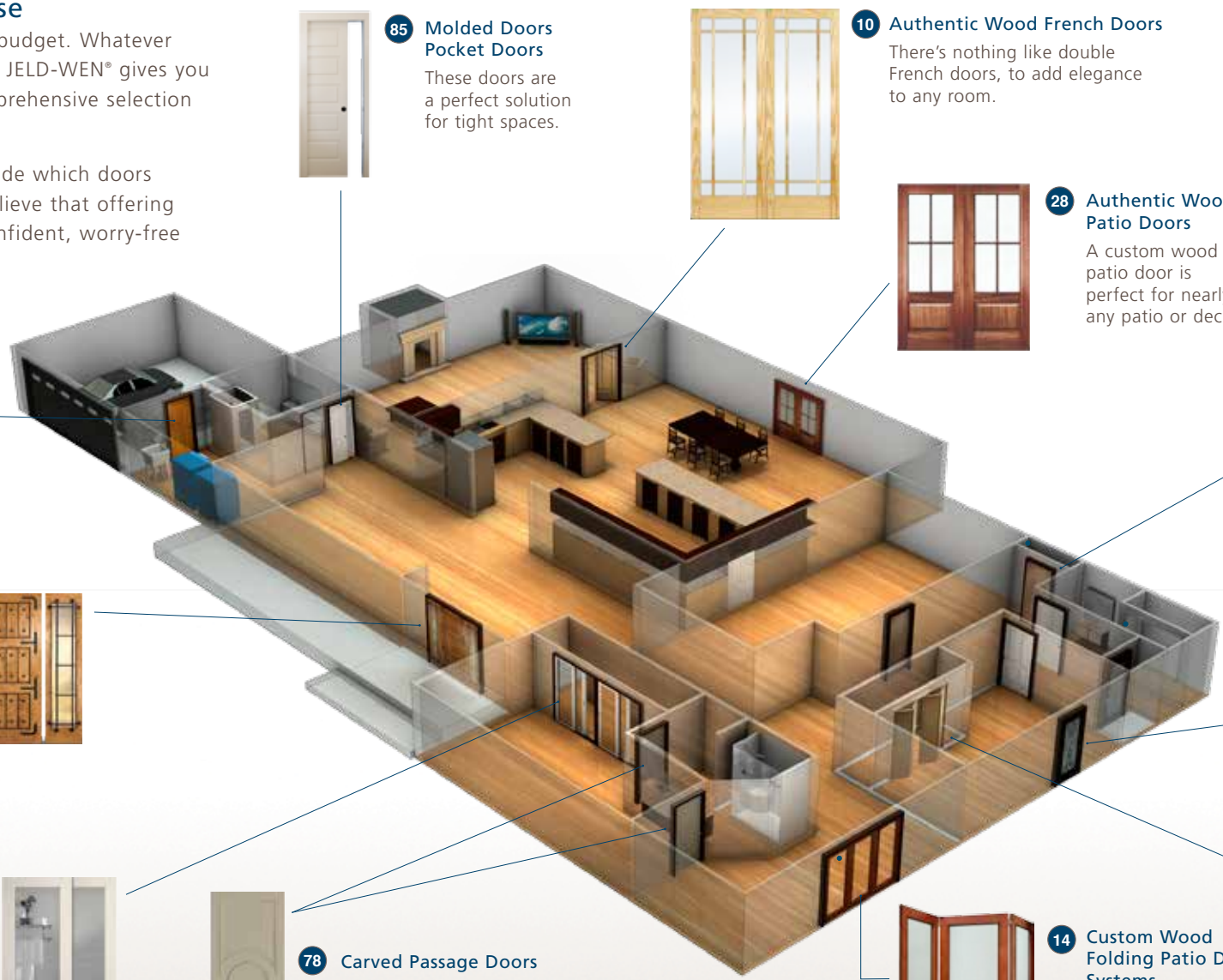


FIND THE PERFECT DOOR FOR EVERY ROOM IN YOUR HOUSE

Every Choice Puts You at Ease

Whatever your climate. Whatever your budget. Whatever your architectural or design preference. JELD-WEN® gives you what you need and want with our comprehensive selection of exterior and interior doors.

This guide was created to help you decide which doors best meet your particular needs. We believe that offering this assistance will ensure you make confident, worry-free choices, bringing reliability to real life.



85 Molded Doors Pocket Doors
These doors are a perfect solution for tight spaces.



10 Authentic Wood French Doors
There's nothing like double French doors, to add elegance to any room.



28 Authentic Wood Patio Doors
A custom wood patio door is perfect for nearly any patio or deck.



13 FiberLast® Engineered Composite 20-Minute Fire Door
We can even match your fire door!
We also have fire-rated doors available.



16 Aurora® Custom Fiberglass Entry Door System
Make a great first impression with an Aurora Custom Fiberglass Entry Door System.



88 Impression™ Mirror Bypass Doors
Switch out your bifolds; what a difference that would make!



78 Carved Passage Doors
Passage doors are also available in Custom Wood, Authentic Wood, Molded & Flush door designs.



14 Custom Wood Folding Patio Door Systems
Bridge your indoor and outdoor living space with folding or multi slide patio door systems.

TABLE OF CONTENTS

CUSTOM WOOD EXTERIOR & INTERIOR DOORS 04

AURORA® CUSTOM FIBERGLASS EXTERIOR DOORS 16

AUTHENTIC WOOD EXTERIOR & INTERIOR DOORS 28

ARCHITECTURAL FIBERGLASS EXTERIOR DOORS 36

DESIGN-PRO FIBERGLASS EXTERIOR DOORS 44

SMOOTH-PRO FIBERGLASS EXTERIOR DOORS 52

FIBERLAST® ENGINEERED COMPOSITE
EXTERIOR DOORS 60

STEEL EXTERIOR DOORS 70

CARVED INTERIOR DOORS 78

MOLDED & FLUSH INTERIOR DOORS 88

.....

In selecting exterior and interior doors for your home, there are a few factors you should consider. Think about where you live, your home's style, local building codes and other things that may affect the level of required maintenance, like the placement of your exterior doors.

Door Selection Considerations 94

Anatomy of a Door 95

Exterior Door Material Review 97

Interior Door Material Review 99

Proper Door Exposure ... 101

AuraLast—The Worry-Free Wood® ... 103

Impact-Rated Options ... 104

Warranty ... 106



92 Flush Passage Doors

All Flush interior doors are available with ProCore the Quiet Door® construction for superior sound control.



72 Steel Doors with decorative glass

Steel doors offer strength and durability and are a good choice for most climates. Add decorative glass for beauty, elegance and individuality.



28 Authentic Wood Bifold Doors

Most passage doors are available in matching bifolds.

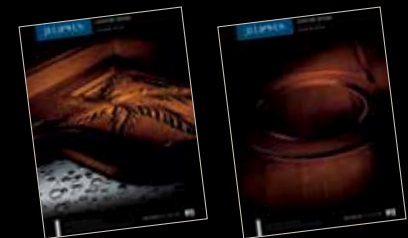
Custom Wood



Custom Door Design

If you can sketch it,
we can build it. Visions of
your Custom Wood Doors
begin at JELD-WEN.

Our beautiful Custom Wood doors are handmade from the finest materials to enhance any home. They're available with all the options you need to create a look that's individualized, eye-catching and cohesive. In fact, many of these options are also available for Aurora® Custom fiberglass exterior doors to help you achieve a consistent look.



To learn more about our Custom Wood interior and exterior doors, request the 10-484 Interior, or 10-404 Exterior catalog at: www.jeld-wen.com/brochure.



FEATURED CUSTOM WOOD DOORS



387 Clear Alder Wheat Dutch Door



362 Skip-Planed Reclaimed Douglas Fir



W21M Cherry and Walnut with Stainless Steel Metal Inlays




E044C Knotty Alder Cherry 4-Panel

Variances in photography and printing may cause the glass appearance and finish colors shown in this catalog to vary from the actual finishes.

CUSTOM WOOD DOORS



Contemporary Collection



W30M African Mahogany



802 Cherry



W54H Alder with Water Glass



W41H Walnut, Mahogany, Maple with Baroque Glass

Craftsman Collection



385 Walnut, Chappo with X Glass



180 Mahogany, Dark Cherry with A Glass



386 Clear Alder

« 1301 Custom Wood Exterior Door and Sidelight in Alder with Wheat Chappo Finish, Distressing, Clavos, Speakeasy, and Corner Straps

CUSTOM WOOD DOOR COLLECTIONS

Estate Collection



1242 Knotty Alder, Chappo



1204 Clear Alder, Pebble Grey Mist Wire Brushed



362 Reclaimed Douglas Fir



1202 Alder, Antique Gunstock

Art Deco Collection



274 Mahogany, Cherry and Wheat with Reed Glass



264 Walnut, Chappo with IG Glass

CUSTOM WOOD

Classic Collection



116 Cherry with Cherry Sidelights



461 Mahogany, Dark Cherry

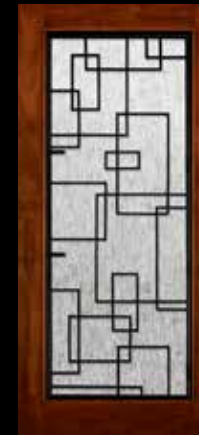


125 Oak, Ebony

Decorative Grille Doors



1260 Mahogany with Mediterranean Grille



5037 Mahogany with Century Grille



5037 Mahogany with Radius Top and Infinity Grille

For more information on customization, contact your local dealer. Please note, all doors, including custom designs, come primed and will need to be painted.

CUSTOM WOOD FEATURES & OPTIONS

Wood Species: Interior **I** Exterior **E**



Primed AuraLast® Pine **E**



Reclaimed Douglas Fir **I E**



AuraLast® Pine **I E**



Walnut **I**



Knotty Alder **I**



Mahogany **I E**



Cherry **I**



Custom Species **I**



Oak **I**



Vertical-Grain Douglas Fir **I E**

Speakeasies



Bordeaux Speakeasy Grille, Dark Patina



Rustic Speakeasy Grille, Dark Patina



Speakeasy Door, Hinges and Latch, Rust Patina

Clavos



1-3/4" Round Clavos, Dark Patina



1" Round Clavos, Rust Patina



1-3/4" Diamond Clavos, Dark Patina

Straps



Rail Strap, Dark Patina



Radius Strap, Dark Patina



Corner Strap, Dark Patina

Sidelight Grilles



Seville Grille, Dark Patina



Rustic Grille, Dark Patina



Bordeaux Grille, Dark Patina



DISTRESSED & ANTIQUED TEXTURES

Create any combination of our surface textures to suit your unique design needs.

Light Distressing

Distress marks only, no wormholes or hand hewing



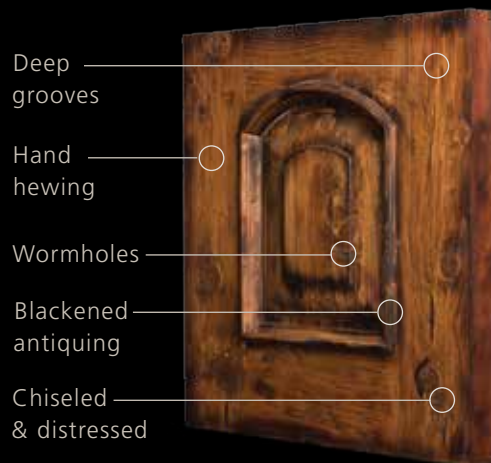
Medium Distressing

Hand hewing, wormholes and distress marks



Heavy Distressing

Deep grooved, hand chiseled distressing



Hammering & Blackened Antiquing



CUSTOM DECORATIVE GLASS

Craftsmanship Details

There's a reason we offer such unique decorative glass options—they're designed by our talented glass artists. These designs are created especially for Custom Wood exterior doors, and each one is made with careful techniques like hand beveling. With all the decorative glass designs we offer, there's sure to be one to match your home's architectural style. Of course, you can always give your entry a truly personalized look by bringing us your own ideas for a glass design.

Caming Selections (Actual caming rods below)



What is Caming? In our decorative insert, sidelight and transom glass designs, caming is the metal bonding material that fuses individual glass pieces together. This assembly is done by hand, using your choice of Polished Zinc, Bright Brass or Patina caming. Glass is triple glazed to protect the caming finish.

Caming Rods



385 Custom Wood Exterior Door, Sidelights and **620** Transom in Walnut with Clear Finish, and Cherry Blossom Glass

GLASS OPTIONS TO ENHANCE YOUR HOME

Textured Glass




Ripple



Reed



Rain (Cotswald)



Weave



Blue Baroque



Clear Fountain Glass



Iridescent Granite

Tinted Glass



Etched



Clear Baroque



Antique Light Blue



Antique Brown



Antique Light Rose

VIEW OUR COMPLETE SELECTION IN OUR FULL LINE CATALOG
Contact your dealer and request our full line catalog 10-484
or 10-404 or visit www.jeld-wen.com

Variances in photography and printing may cause the glass
appearance and finish colors shown in this catalog to vary
from the actual finishes.

Glass Types

We offer a wide array of glass types, each one with its own attractive texture, pattern or color. This glass will not only enhance your chosen door, sidelights and transoms, but also add radiance to your entire home. Glass types used for our standard designs can also be used for custom creations. Please note, patio doors are only available with Clear IG, Clear Bevel IG and Low-E IG glass.



E0513 Custom with Clear Finish and Rain Glass



CUSTOM WOOD FOLDING DOORS

Custom Wood

Our Custom Wood exterior folding door systems showcase the beauty of hardwood and expert craftsmanship.

They're available in Clear Alder, Knotty Alder, Cherry, Oak, Genuine Mahogany and Walnut. Each hardwood species is available in a range of prefinished stain colors. For added visual appeal, we offer an array of decorative glass designs. We support all these doors with a 5-year limited warranty*.

Spectacular Views and Increased Natural Light

The JELD-WEN® Custom Exterior Folding Door System represents a new concept in patio doors. It combines the style and elegance of a classic

French door with the updated benefits and features of a sliding patio door. This system operates accordion style—each section slides on an overhead track and neatly folds away for full access to the indoors or outdoors. It also opens homes up to spectacular views and increased natural light.

By offering both Custom Wood and Custom Fiberglass designs for our exterior folding door system, we can accommodate any climate or architectural requirements. In fact, these doors complement many home styles, from Traditional to Contemporary.

Our custom capabilities also allow us to create one-of-a-kind door and glass designs. Whether the design is yours or ours, you can be sure your selection will be beautifully reliable.



500 Custom Wood Folding Door System in Cherry with Clear Finish



5001 Custom Wood Folding Door System with Custom Paint Finish

Aurora[®]

Custom Fiberglass

In the hands
of JELD-WEN artisans,
fiberglass is transformed
into exceptionally beautiful
doors...Aurora.

JELD-WEN® Custom Fiberglass doors will consistently stand up to any climate hot or cold, wet or dry yet they look virtually indistinguishable from solid wood and come with a Lifetime limited warranty and a 5-year limited warranty on finish. This makes them the most unique fiberglass doors available today.

In fact, they're the world's finest. We've created these reliable and remarkable doors in many architecturally inspired designs and with a vast range of options, which allows you to make our artistry your own.

LIFETIME
LIMITED
WARRANTY



To learn more about our Custom Fiberglass exterior doors, request the 10-225 catalog at:
www.jeld-wen.com/brochure.

A362 Aurora Custom Fiberglass Exterior Door and **A1103** Sidelight with Mahogany Woodgrain, Antique Cashmere Finish, Dentil Shelf, and Clear Insulated Glass



FEATURED AURORA® CUSTOM FIBERGLASS DOORS



A312 Mahogany Caramel **A1103** Sidelight



A110 8'0" Mahogany Sequoia
Radius Top



A5037 Knotty Alder Heritage Grille

« A1202 Aurora Custom Fiberglass Exterior Door and 1011 Sidelight with Knotty Alder Woodgrain, Antique Caramel Finish, Speakeasy Grille, Clavos and Rain Glass



FEATURED DESIGNS

These doors feel and look like solid wood (even down to the knots and other character marks). To enhance them, we offer luxurious woodgrain finishes and paint colors, sparkling glass options, and charming hardware options to support any design preference and architectural style. The combination of options you select allows you to enjoy a customized look. Whatever you choose, the resulting masterpiece will endure year after year.

Custom Built to Your Specifications

We will build any door or combination of doors to accommodate your architectural needs.

For a complete selection of our Aurora Custom Fiberglass Doors please visit with your dealer, or access our website at www.jeld-wen.com/ brochure for our Aurora Custom Fiberglass full line catalog.

AURORA® CUSTOM FIBERGLASS DOOR COLLECTIONS

Estate Collection



A1202 Knotty Alder
Chappo Finish



A1202 Knotty Alder
Radius Top Panel,
Cashmere Finish



A1208 Knotty Alder



A1208 Knotty Alder
Antique Caramel
Finish

Craftsman Collection



A362 Mahogany



A312 Door and **A1103** Sidelights
Mahogany Woodgrain, Sable Finish
Z Glass

Classic Collection



A252 Mahogany Woodgrain Doors,
Sequoia Finish, A Glass, Polished Zinc
Caming



A800 Paint Surface
Doors, Eggshell
Finish, Clear
Beveled Glass

Decorative Grilles



A1260 Knotty Alder Woodgrain
Mocha Finish, Clear IG Glass with
Helios Grille



A5037 Mahogany
Woodgrain, Clear IG
Glass with Century
Grille

Patio Doors



A5512 SDL with Sidelight
Mahogany Woodgrain,
Antique Caramel Finish,
Clear IG Glass



A1260 Douglas Fir
Woodgrain Door,
Honey Finish, Clear
IG Glass



AURORA® CUSTOM FIBERGLASS FOLDING DOORS

Custom Fiberglass

Each Custom Fiberglass exterior folding door system is engineered to withstand the harshest climates and features the rich look and feel of hardwood. These doors are available in various woodgrain textures, in an assortment of prefinish colors. They come with an industry-leading lifetime limited warranty*.

Spectacular Views and Increased Natural Light

The JELD-WEN® Custom Exterior Folding Door System represents a new concept in patio doors. It combines the style and elegance of a classic French door with the updated benefits and features of a sliding patio door.

This system operates accordion style—each section slides on an overhead track and neatly folds away for full access to the indoors or outdoors. It also opens homes up to spectacular views and increased natural light.

By offering both Custom Wood and Custom Fiberglass designs for our exterior folding door system, we can accommodate any climate or architectural requirements. In fact, these doors complement many home styles, from Traditional to Contemporary.

Our custom capabilities also allow us to create one-of-a-kind door and glass designs. Whether the design is yours or ours, you can be sure your selection will be beautifully reliable.



A5001 Aurora Custom Fiberglass Folding Doors in Mahogany with Caramel Finish



A5509 Aurora Custom Fiberglass Folding Doors in Mahogany Woodgrain with Antique Honey Finish

FINISH OPTIONS

Woodgrain Stain Colors

We offer several distinctive woodgrain species, in a range of finishes, for each door we make. Doors in our Craftsman Collection and Classic Collection are available with Oak or Mahogany woodgrain; in our Old World Collection, decorative metal grille doors, nearly all patio doors and folding door systems are available with Knotty Alder and Mahogany woodgrain. For all collections; select door designs are available in Douglas Fir. Please see your representative for details.

Paint Surface Colors

For a smooth, versatile appearance, select one of our paint surface colors. These options are available for any Custom Fiberglass door design. Along with the standard paint surface colors shown here, we can match any JELD-WEN® Custom Wood window clad color or any paint color you select; simply provide us with a 4" x 4" paint sample.

Antique Finishes

We offer antique finish colors for our door designs. This look is achieved through a multistep process that begins with applying a base stain for basic, overall color. Next, a dark brown or black stain (depending on the base color) is applied between the mouldings, panels and character marks to highlight these areas.

Distressed Texture

Doors in our Old World Collection are available with a distressed surface texture, which gives the doors an aged appearance. To create this texture, we simulate random wormholes and apply character marks to the door's stiles, rails, panels and mouldings. To accentuate these marks, we recommend Knotty Alder woodgrain and an antique finish.


Oak Finishes for Craftsman & Classic Doors



Mahogany Finishes for Craftsman, Classic, Old World & Patio Doors




Knotty Alder Finishes for Old World & Patio Doors



Douglas Fir Finishes for Select Craftsman, Classic, Old World & Patio Doors



Paint Surface Colors



DECORATIVE METAL ACCENTS



A1202 8'0" Knotty Alder, Radius Top, Speakeasy, Cashmere Finish

Speakeasies



Bordeaux
Speakeasy Grille,
Dark Patina



Rustic Grille,
Dark Patina



Door, Hinges and
Latch, Rust Patina

Clavos



1-3/4" Round,
Dark Patina



1" Round,
Rust Patina



1-3/4" Diamond,
Dark Patina

Straps



Rail Strap,
Dark Patina



Radius Strap,
Dark Patina



Corner Strap,
Dark Patina

Clavos Craftsmanship Details

These details are designed to add visual authenticity to doors for Old World homes. In fact, they were inspired by the functional bolt heads that were used in Medieval and Renaissance architecture. The shapes, finishes and hand-forged appearance of our clavos testify to the thoughtful artistry of another age.

Sidelight Grilles

Seville Grille,
Dark Patina



Rustic Grille,
Dark Patina



Bordeaux Grille,
Dark Patina



CUSTOM DECORATIVE GLASS

Craftsmanship Details

There's a reason we offer such unique decorative glass options—they're designed by our talented glass artists. These designs are created especially for Custom Wood and Aurora® Custom Fiberglass exterior doors, and each one is made with careful techniques like hand beveling. With all the decorative glass designs we offer, there's sure to be one to match your home's architectural style. Of course, you can always give your entry a truly personalized look by bringing us your own ideas for a glass design.

Caming Selections (Actual caming rods below)



What is Caming? In our decorative insert, sidelight and transom glass designs, caming is the metal bonding material that fuses individual glass pieces together. This assembly is done by hand, using your choice of Polished Zinc, Bright Brass Patina or Copper caming. Glass is triple glazed to protect the caming finish.

Caming Rods



Decorative Stained Glass showing design, layout, glass and caming applications

GLASS OPTIONS

Glass Types

We offer a wide array of glass types, each one with its own attractive texture, pattern or color. This glass will not only enhance your chosen door, sidelights and transoms, but also add radiance to your entire home. Glass types used for our standard designs can also be used for custom creations. Please note, patio doors are only available with Clear IG, Clear Bevel IG and Low-E IG glass.

Textured Glass



Ripple



Reed



Rain (Cotswald)



Clear Baroque




Blue Baroque



Clear Fountain Glass



Iridescent Granite



Etched

Tinted Glass



Antique Light Blue



Antique Light Rose



Antique Pale Amber



Waterglass
Cherry Red



A115 Mahogany Woodgrain,
Sequoia Finish with Custom
Decorative Glass

Authentic Wood

A visually warm and perfectly inviting addition to your home.

Authentic Wood Doors

JELD-WEN Authentic Wood Exterior Doors accentuate any architectural style.

From Craftsman to Prairie, Colonial to Contemporary, the warmth and beauty of real wood is sure to bring your entrance to life.

A wide range of choices in door designs, and glass patterns will help you make your house a home.



To learn more, request the Authentic Wood Door catalog 10-585 at: www.jeld-wen.com/brochure.

Doors shown above, left to right:

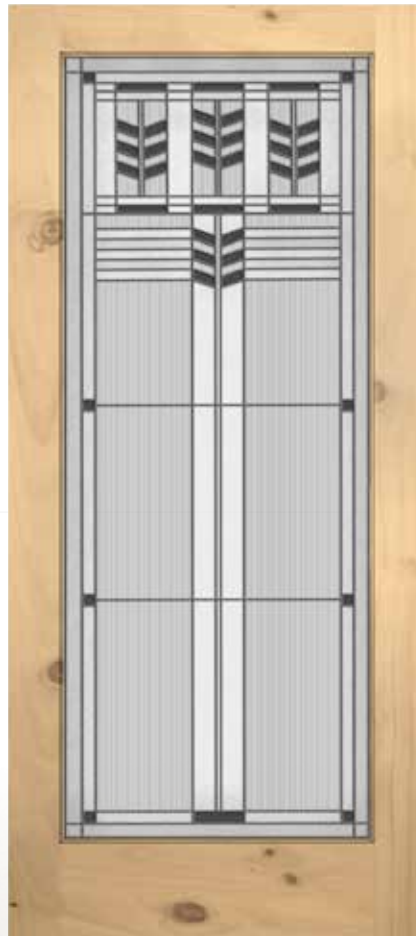
- 5066 Hemlock
- 1501 Pine with Authentic Recipe Pantry™ Glass
- 1033 Oak



FEATURED AUTHENTIC WOOD DOORS



5112 Exterior Hemlock 12-Lite Clear



1501 Interior Knotty Pine with Craftsman Glass



6203 Exterior Hemlock



0022V Interior Knotty Alder



AUTHENTIC WOOD DOOR COLLECTIONS

Interior Panel Doors



1033 Oak



1022 Primed



0732 Pine



0028 Pine

Interior French Doors

Screen Print



Authentic Recipe Pantry™ Pine Screen Print



Craftsman Primed Screen Print

Cast & Textured



Rain Knotty Pine Textured Glass




15-Lite Pine Textured V-Groove

Exterior Sash, Craftsman and Panel Doors



6203 Hemlock



5104 Meranti Mahogany




5404 Hemlock




6206 Meranti Mahogany



5066 Meranti Mahogany



1515 Hemlock



5112 Hemlock




5106 Meranti Mahogany



WOOD SPECIES

Interior **I** Exterior **E**



Primed **I**



Maple **I**



Poplar **I**



Cherry **I**



Knotty Alder **I**



Meranti Mahogany **E**



Sustainable Knotty Pine **I**



Oak **I**



Hemlock **E**



Sustainable Pine **I**

Design availability is limited to each wood specie.
 Visit www.jeld-wen.com for the complete product offering.

« 5066 Authentic Wood Exterior Door in Hemlock

PANEL DOOR FEATURES

Stylish and Functional

Our Authentic Wood interior doors are made to be not only functional passageways, but also architectural elements within a home. Choose a Knotty Alder door with v-grooves for rustic charm or a raised panel Oak door for a beautiful sophisticated look. Along with our panel door designs, we offer bifold, French and louver doors.

Anatomy of an Authentic Wood Door.

JELD-WEN® Authentic Wood Doors are constructed with beauty in mind and lasting performance at heart. Traditionally, wood doors were made using stile and rail components machined out of solid lumber. Wood is a living organism that expands and contracts based on changes in temperature and humidity, and the bigger the piece, the more it moves. Many older wood doors show signs of these “changes” with warped stiles or split panels. JELD-WEN Authentic Wood Doors feature an “engineered” core construction with premium wood veneers on top for the best performance and stain finish quality, as well as matching solid wood sticking and edgebands for an even stain match.

With JELD-WEN'S Authentic Wood Doors, your doors are truly . . . **Reliable to the core.**



0028 Authentic Wood Interior Door in Cherry

Architectural Fiberglass

Greater detailing, and raised moulding with a genuine wood appearance.

Architectural Fiberglass

These doors feature greater detailing for a more genuine wood appearance and they're made to be architecturally authentic.

For example, flat-paneled Craftsman designs are ideal for homes with Mission, Prairie, Shaker and Craftsman architecture.

Our charming plank door designs complement Old World home styles. And the distinctive look of our Mahogany woodgrain designs with raised moulding will enhance any home. Only JELD-WEN® offers so many fiberglass door designs and options.

**LIFETIME
LIMITED
WARRANTY**



Request the Exterior
Door catalog 10-568 at:
www.jeld-wen.com/brochure

Doors Shown Above, Left to Right:

- **AP-24** with Mahogany Woodgrain,
- **AC-816KP** with Mahogany Woodgrain and Oak Park Decorative Glass
- **AM-30** with Mahogany Woodgrain



FEATURED ARCHITECTURAL FIBERGLASS DOORS



AP-24 2-Panel Plank with Mahogany Woodgrain



AM-82 8PC 3/4 View with Mahogany Woodgrain and Providence Glass



AM-40 4-Panel Bottom Arch with Mahogany Woodgrain



AC-814SL Craftsman with Mahogany Woodgrain, Optional Dentil Shelf and Scarlett Glass

ARCHITECTURAL FIBERGLASS DOOR COLLECTIONS

Defining Choices

It's all about the details. These doors feature greater detailing for a genuine wood like appearance, and they're made to be architecturally authentic.

- » Mahogany woodgrain designs with raised moulding and improved graining for a genuine wood appearance
- » Energy efficient core
- » Beautiful glass inserts in a wide variety of styles
- » Available in 6'8" and 8'0" heights. Please check for availability

Mahogany Fiberglass Doors



AM-826 Full View



AM-828 3/4 View



AM-30 3-Panel



AM-949 3-Panel
with 3/4 Oval



AM-40 4-Panel
Bottom Arch



AM-60 6-Panel



AM8-826 8'0"
3/4 View



AM8-40 8'0"
4-Panel Bottom Arch



AM8-60 8'0"
6-Panel

Sidelights



AM-560
Full View SL



AM-564
3/4 View SL



AM-563
1/2 View SL



AM8-562
8'0"
Full View SL

LIFETIME
LIMITED
WARRANTY

DOOR COLLECTIONS & CONSTRUCTION

Craftsman Fiberglass Designs



AC-14 1/4 View



AC-816 Arch Top



AC-819
Full View SL



AP-14 1-Panel

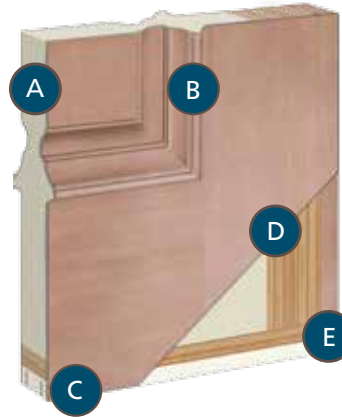


AP-24 2-Panel
Arch Top



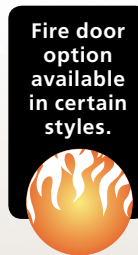
AP8-24 8'0"
2-Panel Arch Top

Architectural Door Construction



- A.** Energy efficient core
- B.** Raised moulding
- C.** Composite bottom rail
- D.** LVL stiles
- E.** Edge band

- » 1-3/4" door
- » LVL top and bottom rails
- » 4" LVL stiles and edge band
- » Energy efficient core
- » 20-minute fire rating construction available*



Fire-Rated Doors

Our fire-rated fiberglass doors are made to meet or exceed local fire rating building codes for both residential and light commercial use.

* For true fire protection, these doors must be used with certified frames and hardware.

For decorative glass see pages 42-43. Low-E glass is also available.



DECORATIVE GLASS

Architectural Fiberglass Glass Options

JELD-WEN Architectural Fiberglass Exterior Doors accentuate any architectural style. Unique door and glass patterns will help you make your house a home.

Caming Selections (Actual coming rods below)



What is Caming? In our decorative insert, sidelight and transom glass designs, coming is the metal bonding material that fuses individual glass pieces together. This assembly is done by hand, using your choice of Satin Nickel, Brass or Patina coming. Glass is triple glazed to protect the coming finish.

Caming Rods

Satin Nickel

Brass

Patina



« AM-826LD Architectural Fiberglass Exterior Door and AM-690 Sidelight with Mahogany Woodgrain and Linden Decorative Glass

GLASS OPTIONS


Glass Types

We offer a wide array of glass types, each one with its own attractive texture, pattern or color. This glass will not only enhance your chosen door, sidelights and transoms, but also add radiance to your entire home.

Decorative Glass



Scarlett



Linden



Providence



Alvarado



Harrington



Aragon



Monticello



Bellview



AM8-826AL
8'0" 1-Panel
with Mahogany
Woodgrain and
Alvarado Glass



AM-828LD
3/4 View Mahogany
Woodgrain and
Linden Glass



AC-816KP
Craftsman with
Mahogany Woodgrain,
Optional Dentil Shelf
and Oak Park Glass

Check with your JELD-WEN dealer for available door and glass options.



Design-Pro

Fiberglass

Genuine wood appearance in Mahogany and Oak designs

Design-Pro

Each Design-Pro door is created to look like wood and is built with strength, stability and reliability in mind.

In fact, these doors are made to stay attractive longer, with less maintenance in any climate.

We've created many versatile designs in Mahogany or Oak woodgrain. Our doors coordinate with a full range of decorative glass types and sidelights. Check with your local dealer for glass, door design and size availability.

LIFETIME
LIMITED
WARRANTY



Request the Exterior Door catalog 10-568 at:
www.jeld-wen.com/brochure

Doors Shown Above, Left to Right:

- **DO-30** Oak Woodgrain
- **DO-686DRY** Oak Woodgrain with Delray Decorative Glass
- **DM-686PS** Mahogany Woodgrain with Paris Decorative Glass



FEATURED DESIGN-PRO FIBERGLASS DOORS



DM-686VR Mahogany Full View with Veranda Glass Veranda



DO-684TZ Oak 1/2 View with Topaz Glass



DM-646SDL Mahogany 3/4 View 6-Lite SDL



DO-949CRL Oak 3/4 Oval with Carrollton Glass

DESIGN-PRO FIBERGLASS DOOR COLLECTIONS

Defining Choices

- » The look of wood with low-maintenance in mind
- » Energy efficient core
- » Composite capped edges for enhanced protection against harsh weather conditions
- » Wide selection of glass inserts
- » Available in 6'8" and 8'0" heights. Please check for availability

LIFETIME
LIMITED
WARRANTY



Mahogany Fiberglass Doors



DM-100 Flush



DM-919 Full Oval



DM-686 Full View



DM-20 2-Panel



DM-607 3/4 View



DM-684 1/2 View



DM8-100
8'0" Flush



DM8-612
8'0" Full View



DM8-20
8'0" 2-Panel



DM8-607
8'0" 1/2 View



DM8-493
8'0"
Full View
SL



DM8-690
Full View
SL



DM8-422
3/4 View
SL



DM8-692
1/2 View
SL

Sidelights

THE LOOK OF WOOD WITH LOW-MAINTENANCE IN MIND

Oak Fiberglass Doors



DO-100 Flush



DO-919 Full Oval



DO-686 Full View



DOA-607 3/4 View



DO-30 3-Panel



DO-949 3/4 Oval



DO-80 Center Arch



DO-632 Center Arch Glass



DO-659 Sunburst



DO-40 4-Panel



DO-692 Twin 1/2 View



DO-648 Camber Top



DO-684 1/2 View



DO8-60 8'0" 6-Panel
DO-60 6-Panel



DO8-493 8'0" Full View SL

Sidelights



DOA-422 3/4 View SL



DO-692 1/2 View SL



DO-690/694 Full View SL



DECORATIVE GLASS

Design-Pro Fiberglass Glass Options

JELD-WEN Fiberglass Exterior Doors accentuate any architectural style. A wide range of choices in door designs, and glass patterns will help you make your house a home.

Privacy Ratings




Our doorglass is available in a variety of designs and textures to brighten your entryway. Glass privacy ratings help you choose the right level of opacity for your home.

Caming Selections (Actual caming rods below)



What is Caming? In our decorative insert, sidelight and transom glass designs, caming is the metal bonding material that fuses individual glass pieces together. This assembly is done by hand, using your choice of Satin Nickel, Brass or Patina caming. Glass is triple glazed to protect the caming finish.

Caming Rods



« DM-607MD 3/4 View Design-Pro Fiberglass Exterior Door with Mahogany Woodgrain and Mediterranean Glass

DECORATIVE GLASS & BLIND OPTIONS

Decorative Glass



DM-607PS
3/4 View Mahogany with Paris Glass



DO-637MN
Round Top 2-Panel Mahogany with Nouveau Glass



DM-686KP
Full View Mahogany with Oak Park Glass



DO-692AV
2-Lite Oak with Avant Glass



DM-684LM
1/2 View Mahogany with Legacy Master Glass



DO-686VR
Full View Oak with Veranda Glass



DO-607TX
3/4 View Oak with Elegant Star Glass



DM8-612MD
8'0" Full View Mahogany with Mediterranean Glass

Simulated Divided Lites



DO-606SDL
3/4 View 4-Lite Oak



DM-646SDL
3/4 View 6-Lite Mahogany



DM-684TRLB
3/4 View Mahogany



DO-686TRLB
Full View Oak

Blinds Between the Glass

Easy to Operate — Maintenance Free

- » Raise lower & tilt
- » LightTouch® control raises and lowers the blind
- » No dusting. Blinds are sealed between tempered safety glass.
- » Fingertip tilt control
- » Available with Low-E glass



Blinds are sealed between the glass



LightTouch® Blind Controls

Smooth-Pro

Fiberglass

Paintable smooth surface fiberglass doors

Smooth-Pro

Each Smooth-Pro door is made to be durable, energy efficient and affordable.

The smooth surface can be painted any color, and designs can be enhanced with various glass types.

Check with your local dealer for glass, door design and size availability.

Each Smooth-Pro door is backed by a limited lifetime warranty; review it at: www.jeld-wen.com.

LIFETIME
LIMITED
WARRANTY



Request the Exterior
Door catalog 10-568 at:
www.jeld-wen.com/brochure



Doors Shown Above, Left to Right:
SP-648 with Clear Glass
SP-80 8-Panel
SP-60 6-Panel



525

FEATURED SMOOTH-PRO FIBERGLASS DESIGNS



SP-684MOH 1/2 View with Mohave Glass



SP-949BT with Bristol Glass



SP-60 6-Panel



SP-658CL with Clear Glass Camber Top

SMOOTH-PRO FIBERGLASS DOOR COLLECTIONS

Defining Choices

- » Smooth fiberglass with high definition panels
- » Energy efficient core
- » Composite capped stiles and rails for enhanced protection against harsh weather conditions
- » Available in 6'8" and 8'0". Please check for availability



Smooth Finish Doors



SP-686 Full View



SP-636 Full View Round Top



SP-632 Center Arch



SP-607 1-Panel 3/4 View



SP-30 3-Panel



SP-949 3/4 Oval

Sidelights



SP-692 Twin 1/2 View



SP-684 1/2 View



SP-60 6-Panel



SP-659 Sunburst 4-Panel



SP-690
SP-694 Full View SL



SP-422 3/4 View SL



SPA-422 3/4 View SL



SP-692 1/2 View SL

SMOOTH-PRO DOOR CONSTRUCTION



Door Features

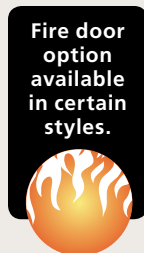
- » 1-3/4" Door
- » LVL stiles and rails
- » All stiles and rails composite capped
- » Energy efficient core
- » 12" lock block
- » 20-minute fire rating construction available*



Fire-Rated Doors*

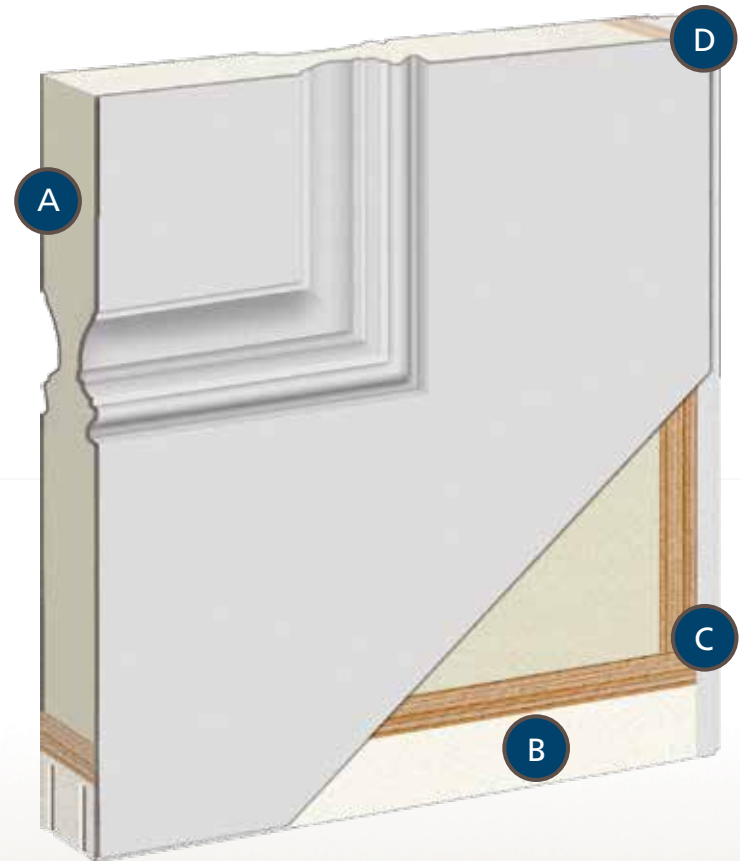
Our fire-rated fiberglass doors are made to meet or exceed local fire rating building codes for both residential and light commercial use.

*For true fire protection, these doors must be used with certified frames and hardware.



Construction Materials

- A.** Energy efficient core
- B.** Composite bottom rail
- C.** LVL stiles
- D.** Profiled composite edge






DECORATIVE GLASS

Smooth-Pro Fiberglass Glass Options

JELD-WEN Fiberglass Exterior Doors accentuate any architectural style. A wide range of choices in door designs, and glass patterns will help you make your house a home.

Caming Selections (Actual caming rods below)




What is Caming? In our decorative insert, sidelight and transom glass designs, caming is the metal bonding material that fuses individual glass pieces together. This assembly is done by hand, using your choice of Satin Nickel, Brass or Patina caming. Glass is triple glazed to protect the caming finish.

Caming Rods

Satin Nickel

Brass

Patina



DECORATIVE GLASS & BLIND OPTIONS

Decorative Glass



Cadence



Bristol




Jacinto



Heirlooms



Avant



Prairie Bevel

Blinds, Grilles & Venting Options



686RLB Blinds Between Glass (BBG)



684BLD Triple Glazed Blinds Between Glass



686-CGBGBLD Triple Glazed Blinds w/Grilles



799CL Venting Door Glass



Blinds are sealed between the glass



LightTouch® Controls

Easy to Operate — Maintenance Free

- » Raise, lower & tilt
- » No dusting. Blinds are sealed between tempered safety glass.
- » LightTouch® control raises and lowers the blind
- » Fingertip tilt control
- » Low-E glass standard

Glass designs also available with FiberLast® Engineered Composite, Smooth-Pro and Steel Doors.

See www.jeld-wen.com for selections and availability

FiberLast[®]

Engineered Composite Doors

Engineered for
durability, sustainability
and affordability

FiberLast® Engineered Composite

FiberLast Engineered Composite doors are made with a patent pending technology that blends natural wood fibers with polyurethane resins for a durable skin that won't dent or rust with the environmental benefits of recycled materials.

Engineered for longevity and weather resistance, FiberLast Engineered Composite doors offer greater stability in extreme heat and cold temperatures when compared to standard steel doors.



Request the Exterior Door
catalog 10-568 at:
www.jeld-wen.com/brochure

Doors Shown Above, Left to Right:


- FL-686EN with Entropy Glass
- FK-684HR with Heirlooms Glass
- FL-692LI with Impressions Glass



FEATURED FIBERLAST® ENGINEERED COMPOSITE DOORS



FM-20 Mahogany 2-Panel



FL-684EX 1/2 View with Expressions Glass



FK-659LI Oak 4-Panel with Impressions Glass



FF-814GRF Fir with Greenfield Glass and optional Craftsman Dentil Shelf

FIBERLAST® ENGINEERED COMPOSITE DOOR COLLECTIONS

Defining Choices

- » 35% Recycled Content* from recycled wood fibers blended with resin
- » Certified by Scientific Certifications Systems for recycled content
- » Supports improved air quality in the home
- » Meets California Air Resource Board (CARB) regulations for No Added Urea Formaldehyde (NAUF)
- » Saves Energy - Meets 2012 ENERGY STAR® requirements

Factory Primed White (FL)



FL-919 Full Oval



FL-636 Full View Round Top



FL-686 Full View



FLA-684 1/2 View



FL-431 7/8 View

LIFETIME
LIMITED
WARRANTY

* Recycled wood fiber is pre-consumer. Note recycled content percentages refer to the door slab and do not include the door frame and/or frame components.

**Energy performance ratings will vary with glass selection.



FL-60 6-Panel



FL-637 1/2 View Round



FL-680 Twin Top Lites

Sidelights



FL-690/694 Full View SL



FL-692 1/2 View SL

Beaded Sticking Profile



FIBERLAST® ENGINEERED COMPOSITE DOOR COLLECTIONS

Wood Grained Fir (FF)



FF-30 Craftsman
3-Panel



FF-814 Craftsman
1/4 View



FF-819
Full View SL

Shaker Non-Profile
Sticking



Optional
Craftsman
Dentil Shelf

Wood Grained Mahogany (FM)



FM-20 2-Panel



FM-949 3/4 Oval



FM-607 3/4 View



FM-422
3/4 View SL

Ovolo
Sticking Profile



Wood Grained Oak (FK)



FK-919 & FW-919
Full Oval



FK-686 & FW-686
FK-687 & FW-687
Full View



FK-60 & FW-60
6-Panel



FK-684 & FW-684
1/2 View



FK-637 & FW-637
1/2 View Round Top

Sidelights



FK-690/694
FW-690/694
Full View SL



FK-692
FW-692
1/2 View SL

Ovolo Sticking
Profile





DECORATIVE GLASS

FiberLast® Engineered Composite Glass Options

JELD-WEN FiberLast Engineered Composite Exterior Doors accentuate any architectural style. From Craftsman to Prairie, Colonial to Contemporary, their warmth and beauty is sure to bring your entrance to life. A wide range of choices in door designs and glass patterns will help you make your house a home.

Caming Selections (Actual caming rods below)



What is Caming? In our decorative insert, sidelight and transom glass designs, caming is the metal bonding material that fuses individual glass pieces together. This assembly is done by hand, using your choice of Satin Nickel, Brass or Patina caming. Glass is triple glazed to protect the caming finish.

Caming Rods

Satin Nickel

Brass

Patina




« FL-949CD FiberLast Engineered Composite Exterior Door with Cadence Decorative Glass

GLASS OPTIONS


Decorative Glass Options



Impressions




Catalina



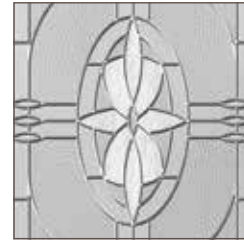
Tripoli



Aragon



Entropy




Compass

Many other options are available. See your dealer or www.jeld-wen.com for our complete selection.

Popular Door Styles



FL-659HM Sunburst with Heirlooms Glass



FM-607MO 3/4 View with Monterey Glass



FL8-612CA 8'0" Full View with Catalina Glass



FK-684LI Half View Oak with Impressions Glass



FK-686TP Full View Oak with Tripoli Glass

PERFORMANCE TESTED RELIABILITY

Engineered for Durability, Sustainability and Affordability.

Durable

- » Dent-resistant engineered composite skin made with commercial-grade resins
- » Remains stable under extreme hot and cold conditions
- » Weather-tight edges resist swelling and decay because they're made with AuraLast® Wood, which protects against wood rot, termites and water saturation. Unlike typical, dip-treated wood that other manufacturers use, only JELD-WEN uses an exclusive vacuum pressure process that delivers protective ingredients to the core of the wood. Because of this surface-to-core protection, AuraLast Wood components aren't compromised by sanding or cutting.



Sustainable



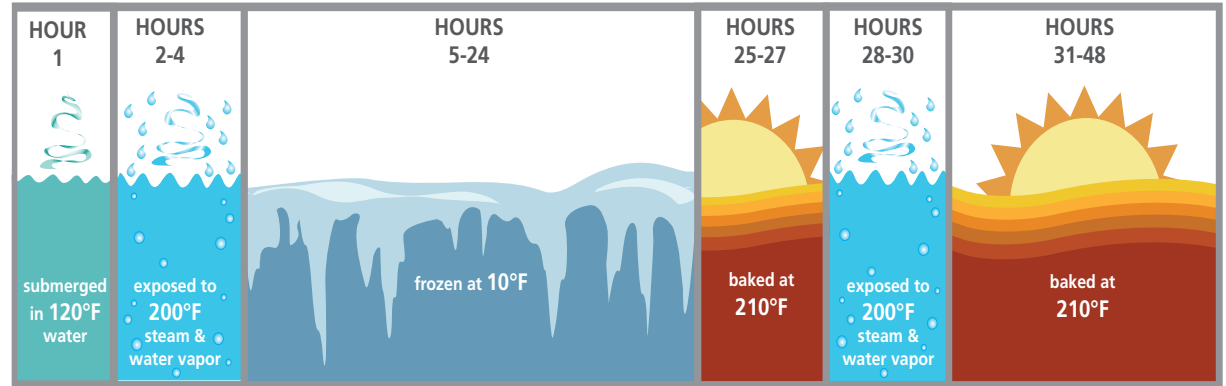
- » ENERGY STAR® qualified designs
- » 45% recycled content, certified by SCS*
- » 96% fewer VOCs during manufacturing of AuraLast Wood components. AuraLast Wood is protected using a proprietary water-based solution, not harmful solvents.

Affordable

- » More affordable than fiberglass and traditional wood doors

How Durable are FiberLast® Engineered Composite Doors?

The FiberLast E.C. skin was tested in accordance to **ASTM D1037 Accelerated Weathering test**, typically used on exterior building products like cement board siding and composite decking.



48 hour test is cycled **6 times**. 288 hours of testing! Now that is durable!



And to back it all up...A Limited lifetime warranty

Please visit www.jeld-wen.com for complete warranty information

*Recycled content percentages refer to the door slab and do not include the door frame or components.

**See www.jeld-wen.com for certifications and door system requirements.

FIBERLAST® ENGINEERED COMPOSITE DOOR CONSTRUCTION



Door Features

- » AuraLast®
Weathertight Edge
- » Energy Efficient Core
- » Full-Length LVL Lock Block for Strength
- » Dent-Resistant Engineered Composite Skin
- » Composite, "No-Rot" Bottom Rail



Fire-Rated Doors

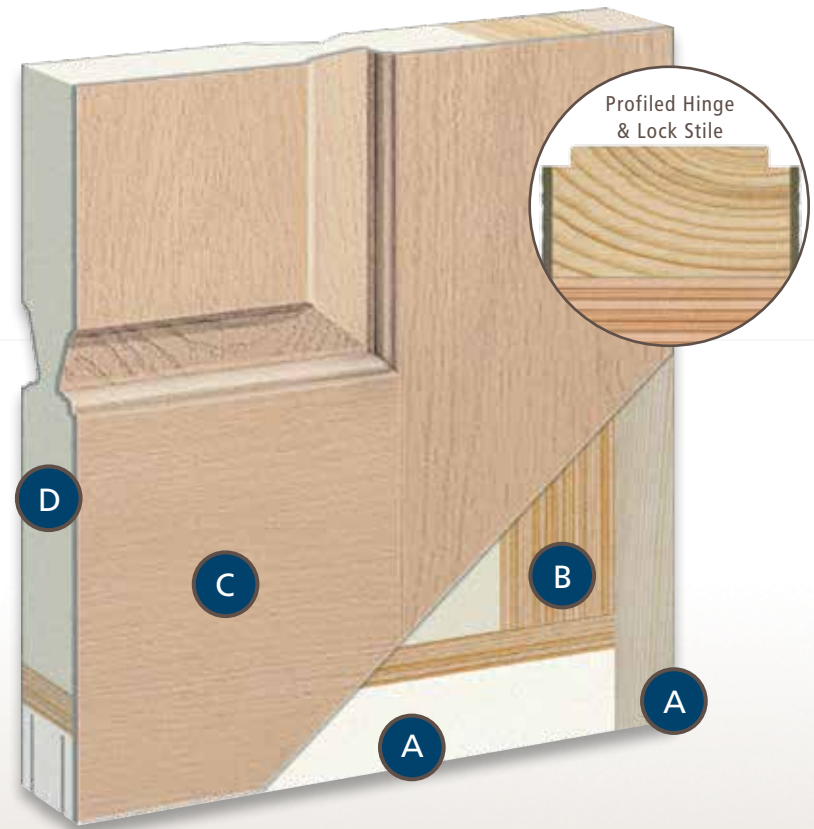
Our fire-rated fiberglass doors are made to meet or exceed local fire rating building codes for both residential and light commercial use.*



** For true fire protection, these doors must be used with certified frames and hardware.*

Ingredients of Durability

- A.** AuraLast® stiles and rails. Composite bottom rail prevents moisture absorption
- B.** 1-1/4" lock stile is reinforced with a full-length 2-3/4" LVL lockblock
- C.** Exterior-grade primer
- D.** Energy efficient core. Polyurethane foam core gives the door the feel of solid wood



Profiled Hinge & Lock Stile

Steel Doors

Steel exterior doors are durable and affordable

Steel Doors

Every JELD-WEN® Steel exterior door is durable and affordable. They include wood stiles and rails with mitered top corners to prevent water absorption.

Galvanized exterior door facings are factory-primed with neutral, low-sheen, baked-on enamel primer for easy finishing.

Our wide range of steel doors includes designs with beautiful decorative glass, popular grille patterns, textured glass or blinds between glass.

Additionally, all standard glass designs fit these doors.




Request the Exterior Door catalog 10-568 at:
www.jeld-wen.com/brochure

Doors Shown Above, Left to Right:

- CT-60 6-panel,
- CC-814 6-Lite with Clear Glass
- CT-949CRL with Carrolton Decorative Glass



FEATURED STEEL DOORS




CT-24 2-Panel Arch Top Planked



CC-30 Craftsman



CT-681CL 9-Lite



CT-686BLF Full View with Bellflower Glass

STEEL DOOR COLLECTIONS


Defining Choices



Contours Craftsman Profile (CC)



Steel Doors



ES-686 Full View



CT-60 6-Panel



CT-30 3-Panel



CT-640 Center Glass

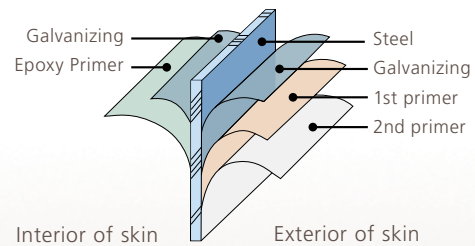


CT-692 Twin
1/2 View



CT-684 1/2 View

Durable Steel Skin



2-Panel Designs accept 1/2 View 22 x 36 Glass Inserts



CT-20 2-Panel
Arch Top



CT-24 2-Panel
V-groove Arch Top



2-Panel



2-Panel Arch Top



2-Panel V-groove
Arch Top



CT-632 8-Panel
Center Arch

Sidelights



CT-690/694
Full View SL



CT-422
3/4 View SL



CT-692
1/2 View SL

STEEL DOOR CONSTRUCTION

Steel Edge Construction

1. Heavy-gauge continuous roll-formed steel edge meets 90-minute fire ratings
2. Epoxy primer on the back of the steel resists corrosion
3. Energy efficient core
4. Two coats of neutral, low-sheen, baked-on primer for easier finishing
5. Steel bottom rail



Steel door bottom section with steel edge (optional)

Contours™ Designs (CT, CC & ES Series)

These premium doors feature a tough, galvanized steel skin that features our exclusive beaded sticking panel profile and other panel profiles in selected designs. They're available with an optional steel edge that delivers added security and a fire rating of up to 90 minutes.



- » 1-3/4" Door
- » Optional steel edge
- » 12" lock block
- » Bright white color
- » 20-minute fire rating available



Contours Beaded Profile (CT)



Contours Ovolo Profile (ES)

Wood Edge Construction

1. Laminated veneer lumber (LVL) stiles and top rail for sturdy construction that resists warping and buckling
2. Two coats of neutral, low-sheen, baked-on enamel primer enables easier finishing
3. Epoxy primer on the back of the steel skin prevents corrosion
4. Energy efficient core
5. Steel bottom rail



Steel door bottom section with wood edge (standard)

Gladiator® Designs (GL Series)

Standard utility grade steel doors



- » 1-3/4" Door
- » 12" lock block
- » Cream color



Gladiator Ovolo Profile (GL)

FiniShield® Designs (FS Series)

Durable steel skins covered with a seven-mil layer of oak-textured vinyl.



- » 1-3/4" Door
- » 12" lock block
- » Steel skin with 7-mil white woodgrain textured vinyl



FiniShield Ovolo Profile (FS)



EXTERIOR DECORATIVE GLASS

Steel Glass Options

We offer a wide array of glass types, each one with its own attractive texture, pattern or color. This glass will not only enhance your chosen door, sidelights and transoms, but also add radiance to your entire home. Glass types used for our standard designs can also be used for custom creations. Please note, patio doors are only available with Clear IG, Clear Bevel IG and Low-E IG glass.


Impact Resistant Glass

We offer optional impact resistant protection, which is engineered and tested to stand up to the strong impacts of windborne debris, as well as the harsh conditions inherent to coastal areas. The glass used in our door systems is certified for use in various entry systems to meet Florida and Texas code requirements. The glass is also designed to maximize natural light, making it an attractive alternative to hurricane shutters. These doors with impact resistant glass protection can withstand a nine-pound piece of lumber striking the glass head-on at approximately 34 miles per hour.

Impact resistant glass is available in Clear, Cadence, Expressions, Jacinto, Impressions, Heirlooms, Radiant Hues, Majestic, Paris, Topaz, Compass, Carrollton, Greenfield, Elegant Star, Delray, and Double Glue Chip. Impact resistant protection is also available with designs that feature raise, lower and tilt blinds as well as grilles between the glass. Contact your dealer for glass availability in your area.

GLASS OPTIONS

Decorative Glass Options



Radiant Hues




Madison



Nouveau



Monterey



Majestic



Cut Crystal



Simplicity

Popular Door Styles



CC-814PR with Prairie Bevel Glass and Dentil Shelf



CT-607MI 2-Panel with Madison Glass



799GBG 1/2 View



686-CGBGBLD 10-Lite, Triple-Glazed with Blinds Between the Glass

Venting Glass

Triple Glazed



LightTouch® Control



Blinds are sealed between the glass

Easy to Operate and Maintenance Free

- » Raise, lower & tilt
- » No dusting—Blinds are sealed between tempered safety glass
- » LightTouch® control raises and lowers the blind
- » Fingertip tilt control
- » Low-E glass standard



Carved

Interior Doors

Carved for a home full of your personal touches.

Carved Interior Doors

In addition to our many standard designs, we can create nearly any door you can imagine.

These doors have a clean look and precise detailing that also makes them an excellent choice for light commercial projects.

They are available in over 100 designs and come in various styles including passage, pocket, bifold and bypass. Door sizes are 6'8" to 8'0" in height and 1'0" to 3'0" in width.

Each Carved door is backed by a 5-year limited warranty; review it at www.jeld-wen.com.



Request the Carved Interior Door catalog 10-474 at: www.jeld-wen.com/brochure.

Doors Shown Above, From Left to Right:

- C-3140
- C-2050 with Raised Moulding
- C-5000 with Raised Moulding



FEATURED CARVED DOORS



V2020



C1050



C2020 with Custom Heart Design



C5110 with 110/112 Raised Moulding

CARVED

CARVED DOOR COLLECTIONS

Bringing Individuality into Focus

- » Every Carved interior door begins with refined medium density fiberboard (MDF) that's carefully buffed for a visually appealing, smooth finish. The doors feature finger-jointed pine stiles, for added durability and screw holding strength. The door feels solid, yet it has a lightweight core that makes installation easy.

Bifold Doors

- » JELD-WEN® is pleased to offer a large selection of Carved bifold interior doors. So you can now choose a matching design for all your interior doors, whether they're for passages, closets or smaller spaces like laundry rooms. Size availability varies; please see your local dealer or visit: jeld-wen.com/architecturaltoolbox for complete details.

Fire & Sound Ratings

- » Our Carved interior doors offer fire protection and superior sound reduction. Raised panel doors come with a 20-minute fire rating option (for true fire protection, use with certified frames and hardware).

Choose from over 100 designs



C2050 with Raised Moulding and Custom Carving



C3070 - Scoop Panel with Square Sticking



C5000 - 110/112 Raised Moulding



C7020 - Flat Panel Square Sticking



C6050 - Raised Moulding



C4180 - Raised Moulding



C1000 - Flat Panel with Square Sticking



C2040 - with Custom Carving




C4000



C5010



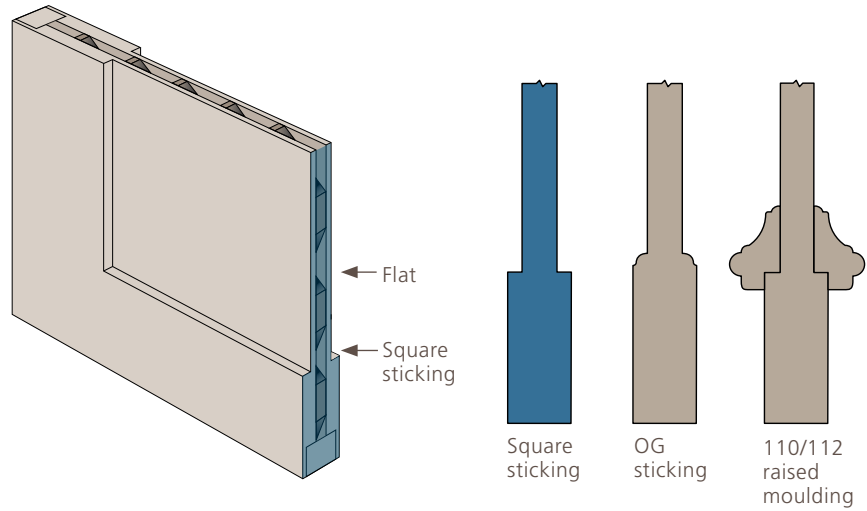
C3080



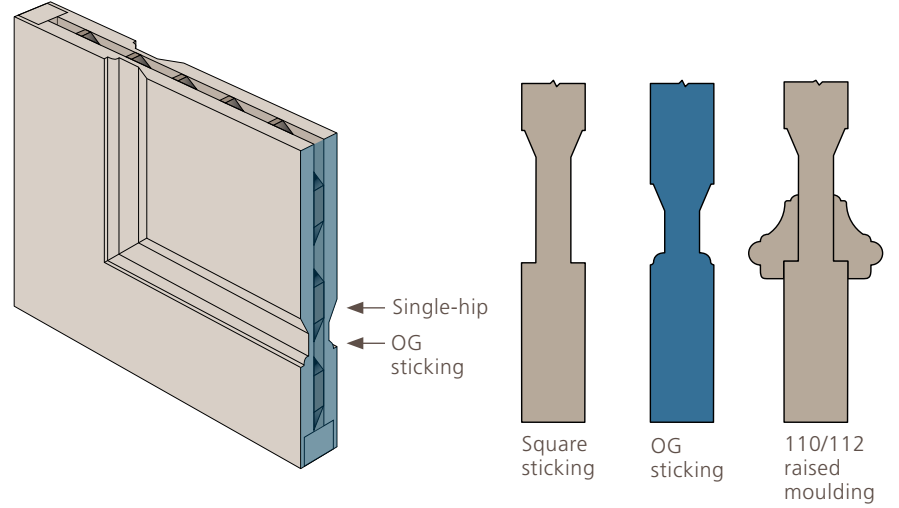
V2020

PANEL & MOULDING OPTIONS

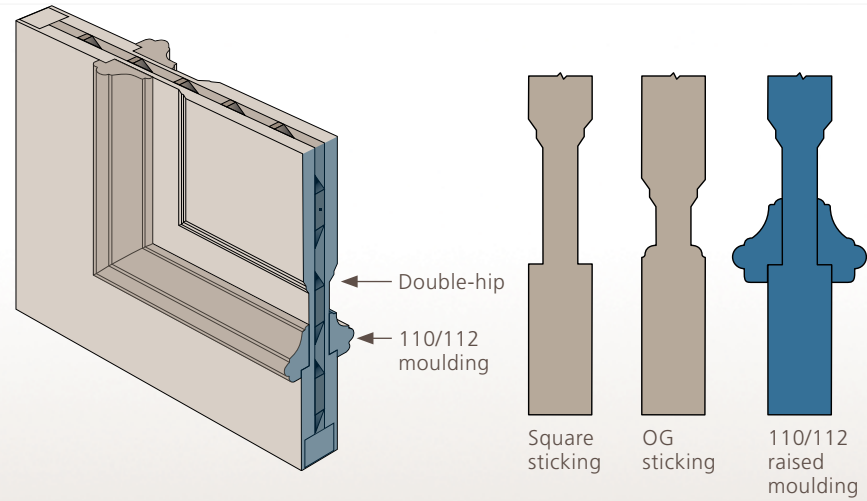
Flat Panel



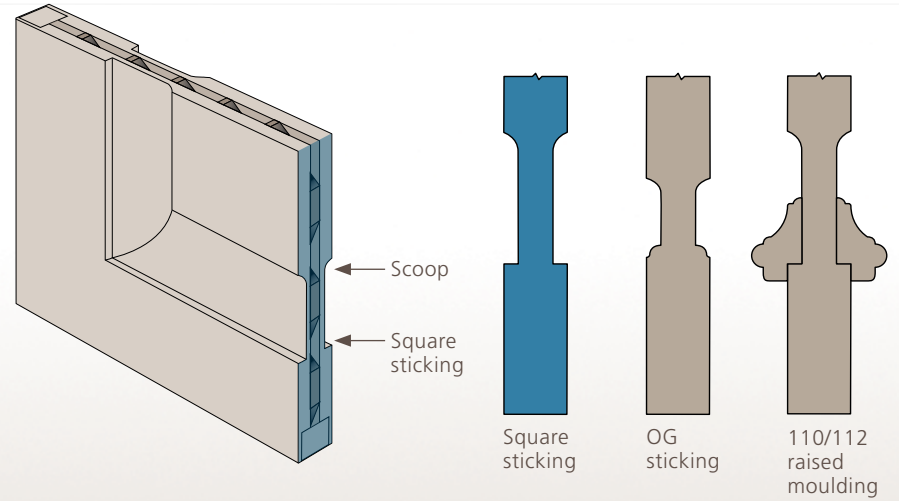
Single-Hip Panel



Double-Hip Panel



Scoop Panel



CARVED

Molded & Flush

The classic look
of wood, in smooth
surface or woodgrain

Molded & Flush Interior Doors

JELD-WEN® Molded Interior doors offer you the best of two worlds: style and substance. Not only can you choose the architectural style that works best with your home, but you can also choose between the classic look of wood in either a woodgrain or smooth finish.

Second, you're assured of the durable performance of a JELD-WEN door. Because these doors are such an excellent solution, they are the most popular type of interior door available today.




Request the Molded & Flush
Interior Door catalog 10-030 at:
www.jeld-wen.com/brochure.

- Doors Shown Above Left to Right:
- Tropical Hardboard
 - Madison
 - Impression™ Magnetic Chalkboard



FEATURED MOLDED INTERIOR DOORS



Craftsman III™



Avalon®



Santa Fe



Atherton®

MOLDED INTERIOR DOOR COLLECTIONS

Smooth Surface - Flat Panel



Craftsman III™
Flat Panel
Craftsman Sticking
6'8" & 7'0"



Madison
Flat Panel
Craftsman Sticking
6'8", 7'0" & 8'0"

Smooth Surface - Raised Panel



Bristol
Modified Cove
& Bead Sticking
6'8", 7'0" & 8'0"



Arlington
Beaded Sticking
Exclusive to
JELD-WEN
6'8", 7'0" & 8'0"



Rockport™
Modified Cove
& Bead Sticking
6'8", 7'0" & 8'0"



Atherton®
Ovolo Sticking
6'8", 7'0" & 8'0"



Santa Fe
Ovolo Sticking
6'8", 7'0" & 8'0"



Continental™
Ovolo Sticking
6'8", 7'0" & 8'0"



Princeton
Modified Cove
& Bead Sticking
6'8", 7'0" & 8'0"



Cambridge
Ovolo Sticking
6'8", 7'0" & 8'0"

Woodgrain Surface - Raised Panel



Colonial
Ovolo Sticking
6'8", 7'0" & 8'0"



**Prefinished
6-Panel**
Modified Cove
& Bead Sticking
6'8" & 7'0"
(Non-stock)



Bostonian®
Modified Cove
& Bead Sticking
6'8", 7'0" & 8'0"



Provincial®
Ovolo Sticking
6'8" & 7'0"



Stanford
Ovolo Sticking
6'8" & 7'0"



Avalon®
Modified Cove
& Bead Sticking
6'8" & 7'0"



Camden®
Modified Cove
& Bead Sticking
6'8" & 7'0"

Impression™ Series



Beveled Mirror
Other Side:
Any Panel Design
shown
6'8"

Your
Choice!



Magnetic Chalkboard
Other Side:
Any Panel Design
shown
6'8"

PANEL PROFILE & SOLID CORE DOOR OPTIONS

Sticking Profile Options

Whether traditional or contemporary, JELD-WEN has sticking profile options that will distinguish the interior of your home with beautiful quality and attention to design detail.



Craftsman Sticking
JELD-WEN Exclusive



Beaded Sticking
An exclusive feature on our Arlington door



Ovolo Sticking




Modified Cove and Bead Sticking



ProCore solid core doors offer superior sound control, better fire ratings and ability to withstand impact.

ProCore The Quiet Door® solid core construction is available with all our Molded and Flush doors. This solid core reduces the transmission of sound by up to 50 percent (compared to a hollow flush door). Furthermore, this option helps prevent the dents and dings of daily life.

Our 1-3/4" doors are also available with 20-minute, 45-minute and 60-minute fire ratings. For true fire protection and solid safety, these doors must be teamed with certified frames and hardware.



Solid Particleboard Core:

Combination Wood/MDF or All-Wood Frame



1-3/8" & 1-3/4" Door
20-minute fire rating available for 1-3/4" up to 3'0" x 8'0"

Wide Stile with Solid Particleboard Core:

Wood Frame



1-3/4" Door
20-minute fire rating

ADDITIONAL MOLDED DOORS

Impression™ Mirror

The Impression Mirror creates the effect of a bigger room. With the Impression Mirror Door from JELD-WEN®, seeing is believing.

The illusion of extra space, wherever you need it—in small bathrooms, bedrooms, and narrow hallways—is a true design benefit. Durable and well-crafted, the Impression Mirror is built to standard heights and widths to fit a variety of design needs.

In fact, the Impression Mirror Door is available in any of our Molded interior door panel designs on the reverse side.

Impression™ Magnetic Chalkboard Door

The Impression Magnetic Chalkboard features a classic schoolhouse chalkboard that doubles as a magnetic bulletin board. A practical solution for a child's playroom, family game room, mudroom, home office, kitchen, laundry room, or even bathroom, the Magnetic Chalkboard will complement many tastes.

Homes aren't the only place these doors are useful. They're also a winning idea for a classroom, teacher's lounge, or a coach's office.

➤ Impression™ Mirror Bypass Doors

⏪ Impression™ Magnetic Chalkboard Door

ADD DEPTH AND TEXTURE TO YOUR HOME'S INTERIOR

Prefinished Stain & Paint Options

The absolute simplicity of having your doors stained, finished and ready to be installed upon arrival is a real advantage, especially when you're on a tight timeline.

This JELD-WEN® line of six-panel, prefinished doors comes to you in your choice of several warm wood tones, providing both depth and texture to your home's interior. Every prefinished passage and bifold door is available in widths from 1'0" to 3'0".



Imperial Oak



Prefinished White

Variances in photography and printing may cause the finish colors shown in this catalog to differ from actual finishes.

Availability may vary by region

Due to the natural characteristics inherent to wood products and primers, JELD-WEN® prefinished interior doors will have some degree of variation in color tone. While we take careful measures to maintain consistency, some color fluctuation is to be expected.

Prefinished Interior Molded



Imperial Oak
Bifold



Imperial Oak
6-Panel Prefinished



Colonial
6-Panel
Prefinished White

Commercial Molded



Continental™
Commercial Wide
Stile



Colonial
Commercial Wide
Stile



Arlington
Commercial Wide
Stile

FLUSH INTERIOR DOORS

The Rich, Warm Look of Natural Wood

Our Flush interior doors are available in a wide range of finish colors and woodgrains. The veneer samples shown below represent only a small offering of the many prefinished embossed and smooth medium density fiberboard colors and unfinished hardwood veneer species we offer. For a complete list of colors available to you, please contact your local dealer.

Unfinished Hardwood Veneers



Sliced Red Oak



Tropical Hardwood



Rotary-Cut Birch

Offered in several species (Regional availability, please check with your dealer.)



All Flush interior doors are available with ProCore the Quiet Door® construction for superior sound control.

In addition to these options, we provide a selection of sizes. Our flush doors come in widths of 1'0" through 4'0" and heights of 6'8", 7'0" and 8'0".



« Rotary-Cut Birch Double Doors

WOODGRAIN OPTIONS



Primed Hardboard



Red Oak



Tropical Hardwood



Rotary-Cut Birch



SELECTION CONSIDERATIONS

Making the Best Choice

In selecting exterior and interior doors for your home, there are a few factors you should consider. Think about where you live, your home's style, local building codes and other things that may affect the level of required maintenance (e.g., the placement of your exterior doors).

After you review these criteria, you'll be able to choose doors that are most suitable for you.

Performance Consideration

- » Do you live in a climate with extreme temperatures?
- » Are there seasonal high winds or hurricanes in your area?
- » Do you have northern, southern, eastern or western exposure?
- » Does your front entrance have an overhang? (See illustration, page 7)
- » Is energy efficiency a priority?
- » Is controlling noise levels within your home an issue?
- » Have you thought about fire ratings?

Additional Considerations

- » What is your home's architectural style?
- » Which building material do you prefer (e.g., wood or composite)?
- » Do you want doors that match cabinetry or millwork in your home?
- » What kind of warranty do you require?
- » What is your budget?

« A1202 Aurora® Custom Fiberglass Exterior Door and 1011 Sidelight with Knotty Alder Woodgrain, Antique Caramel Finish, Speakeasy Grille, Clavos and Rain Glass

ANATOMY OF A DOOR SYSTEM

- Sash**
The frame that contains the glass panes of a transom
- Mull cover**
The horizontal component between the door and transom
- Jamb**
The vertical and horizontal portions of the frame where the door is secured
- Mull post**
The vertical component between the door and sidelights
- Sidelight**
The decorative glass component installed on one or both sides of the door
- Sticking**
The detailing around the perimeter of the panels or lites
- Panel profile**
The dimensional detail design of each panel (flat panel shown)
- Sill**
The bottom component of a door system



- Transom**
The decorative glass component installed above the door
- Caming**
The metal bonding material that fuses glass pieces together
- Casing**
The trim around the door that covers the jamb edges
- Rail**
The horizontal component that frames the panels, lites and mullions
- Lite (Light)**
The glass inserted into the door to add light and a decorative accent
- Stile**
The vertical component on either side of the door
- Mullion**
The vertical component placed between the panels
- Panel**
The raised, flat or staved section of the door that's supported by the stiles and rails
- Sweep**
The flexible seal material attached to the bottom of the door

387 Custom Wood Exterior Door, Sidelights and 600 Transom in Alder with Wheat Finish, Dentil Shelf and Z Glass



EXTERIOR DOOR MATERIAL REVIEW

Our exterior and interior doors are created from different materials, and each one offers distinct benefits.

Some in terms of design options, others in regard to performance versatility.

Please review each material type to see which is most suitable for your needs.



WOOD

Doors made out of wood exude a natural visual warmth and beauty. They come in a variety of wood species and finishes, or they may be painted any color you choose.

An expanded range of aesthetic options is also available for Custom Wood exterior doors.

All wood exterior doors require a proper overhang and may need a higher level of care. For a lower maintenance option, select Premium Wood doors made of solid pine AuraLast® wood (see page 103).



FIBERGLASS

This material allows you to enjoy the look of wood with less upkeep. In fact, all our fiberglass doors are designed with greater detailing for an authentic wood appearance.

They're also built to consistently withstand the rigors of any climate—hot or cold, wet or dry.

JELD-WEN® Fiberglass doors come in a range of designs, with and without decorative glass.

Aurora® Custom Fiberglass doors feature the most authentic appearance and greatest range of options.



STEEL

An economical option, steel offers strength and durability and is a good choice for most climates.

These doors are also treated to deliver superior rust-resistance.

They will require only minimal maintenance (in especially moist areas, they may require minor upkeep).



INTERIOR DOOR MATERIAL REVIEW



This traditional material lends a sense of substance and distinctive visual appeal to any interior space.

To help you achieve a cohesive look, many of our wood interior doors are available in the same wood species and finish options as our wood exterior doors.

They may also be painted any color. Our Authentic Wood interior doors are a beautiful midrange option.

Custom Wood interior doors are available with the widest array of design options.



Our versatile Carved interior doors are made with medium density fiberboard (MDF).

The surface can easily accommodate unique designs with our advanced router technology, which also creates a crisp look with precise detailing.

Doors are primed and ready to paint.



We make Molded interior doors with strong, environmentally responsible materials (including wood fiber by-products from our other door lines).

The skins are available with a smooth surface or various woodgrain textures.

Molded doors are primed and can be painted whatever color you wish.



These long-lasting, affordable interior doors are made from a variety of materials, such as veneered hardwood for the door skins.

They're available in a wide range of veneers or prefinished hardboard finishes.



PROPER EXTERIOR DOOR EXPOSURE

Which direction will your exterior doors face?

If you want a wood exterior door, it's imperative to consider exposure. To adequately protect the door and extend its life, you'll have to take into account your climate and the direction the door will be facing. Then you must determine the amount of overhang needed to protect the door from the elements, which can be obtained by following a simple formula: $D=1/2$ of H (in most cases).



H = Distance from bottom of door to base of overhang.

D = The amount of overhang protection required

For example, if the base of your door to the bottom of your overhang is 10 feet, then the overhang should be a minimum of 5-feet deep.

The exposure coefficient may need to be modified based on your climate and the direction your door faces. In some situations, the exposure can be too extreme for a wood door—regardless of overhang.

Without the correct overhangs, wood doors with a southern, southwestern, southeastern or western exposure will require frequent maintenance. They're also susceptible to performance problems, such as rapid finish deterioration, color fading, wood splitting, warping, expansion, shrinkage, wood joint separation and water penetration between the mouldings, panels and glass.

Improperly protected doors with storm doors and dark colors are also susceptible to large temperature differences (e.g., the door's surface is 30 degrees higher than the ambient temperature) and temperature jumps (e.g., hot in the day, cold at night). This can cause the door to warp or the door skin to buckle. Please note that doors used in any of the above applications will not be covered under our warranty.

A door used in combination with a storm door can cause warping, splitting or cracking due to heat build-up between the two doors.



Unvented storm door applications are not advised and may result in denial of warranty claims.

For patio doors (of any material), placement on certain walls can determine the kind of natural light that enters into your home, or even the temperature inside your home. South- and east-facing patio doors bring in bright, golden light. North-facing patio doors usher in cooler, muted light. And west-facing patio doors let in abundant direct sunlight, as well as the beauty of sunsets. Consider that patio doors on south, southwest, southeast or west-facing walls may be more susceptible to heat gain.



AURALAST—THE WORRY-FREE WOOD®

AuraLast® Wood protects door frames and components against wood rot for a lifetime. Guaranteed.




Lifetime Warranty

JELD-WEN wood door frames and components made with exclusive AuraLast Wood are guaranteed not to rot for as long as you (the original homeowner) owns the home. Wood components made from AuraLast wood maintain their structural integrity even in the toughest climates.



Surface To Core Protection

Because of our vacuum/pressure process, AuraLast Wood provides virtually 100% penetration of the protective ingredients. Other door manufacturers use submersion/dip-treatment methods, which only protect the outer surface of the wood.



Working With AuraLast Wood is Easy

AuraLast Wood door frames are 100% **natural wood**, which is much easier to work with compared to composite or PVC materials. AuraLast Wood is colorless. The exclusive process does not alter the color of the wood's natural beauty. AuraLast Wood door frames can be stained to match any wood tone/color application and no pre-sealers are needed.

AuraLast Wood is odorless. The protective water-based process does not create offensive odors unlike harsh solvent based treatment methods.

With AuraLast Wood door frames, the complete frame system is protected (top to bottom and surface to the core) from wood rot, termites and water saturation.

AuraLast frame systems are unlike other frame systems that have a few inches of composite or PVC attached at the bottom leaving over 90% of the frame system unprotected.



AuraLast is Safe

AuraLast Wood is made by using a water-based solution to deliver the effective ingredients to the core of the wood. Traditional dip-treatments use a solvent-based chemical bath. During production our AuraLast process releases 96% fewer volatile organic compounds than the traditional dip-treatment method.



Traditional treatments only protect the outer surface

A JELD-WEN Exclusive

Only JELD-WEN makes windows, patio doors and door frames with natural pine AuraLast® Wood.


Protects Against Water Saturation

AuraLast Wood offers superior resistance to water saturation, which protects doors against swelling and sticking.

Protects Against Termites

Harmful termites will eat through unprotected wood—but they don't have an appetite for AuraLast Wood.

Visit jeld-wen.com/auralast for more information




Made in the USA

For complete warranty information please visit www.jeld-wen.com

SEVERE WEATHER IMPACT RESISTANT GLASS

www.jeld-wen.com/impactgard



This glass stands up to strong impacts from wind-borne debris as well as harsh coastal conditions. In fact, ImpactGard® features the industry's leading laminated glass technology that can withstand a nine-pound piece of lumber striking it head-on at approximately 34 miles per hour. It also reduces sound transmission, blocks up to 95 percent of harmful UV rays and enhances home security.

Safe - Impact Resistance

During a severe storm, a broken window can affect a home's structural integrity. Windows and patio doors with ImpactGard protection are designed to resist impacts so even if the glass cracks, the fragments will adhere to the interlayer, so the shards remain within the frame. ImpactGard protection also meets the nation's toughest building codes. These codes specify that windows must withstand a nine-pound 2x4 traveling at 50 feet per second (34 miles per hour).



Standard Glass ImpactGard Glass



Secure - Forced Entry resistance

Windows and patio doors with ImpactGard protection resist forced entry. Because the interlayer separating the panes helps resist a potential intruder's glass cutter, break-ins are less likely.

IMPACT-RATED OPTIONS

Impact Rated Panel Doors



CT-22 2-Panel Steel Door

Blinds Between the Glass (BBG)



ES-684RLB 1/2 View Steel Door

Grilles Between Glass (GBG)



ES-686 10-Lite Steel Door

Decorative Glass (Cadence CD)



ES-686 Full View Steel Door with Cadence Glass

JELD-WEN® INTERIOR AND EXTERIOR DOOR SLAB AND SYSTEM LIMITED WARRANTY

OUR WARRANTY TO YOU...

JELD-WEN® Products¹ are designed to create lasting value for your home. This warranty is effective for JELD-WEN products manufactured on or after **May 1, 2012** for use in the United States and Canada. Any previous warranties will continue to apply to products manufactured by JELD-WEN prior to this date. For additional information, including care and maintenance information refer to www.jeld-wen.com or www.jeld-wen.ca.

What This Warranty COVERS

We warrant to the original owner² that if your JELD-WEN Product exhibits a defect in material or workmanship within the time periods from the date of purchase as specified below, we will, at our option, repair, replace or refund the purchase price of the Product or component part. Skilled labor³ (where deemed necessary by us) to repair or replace any component is provided for **one (1)** year from the date of purchase.

Owner-Occupied Single-Family Residence Limited Warranty

Door Slabs: Except as set forth below, we warrant our door slabs, including any glass inserts, miscellaneous hardware, and accessories provided and installed by us, as follows:

Door Slab	Coverage
Fiberglass Exterior Doors	As long as you own and occupy your residence
FiberLast® Engineered Composite Exterior Doors	As long as you own and occupy your residence
Steel Exterior Doors	Ten (10) years
Wood Exterior Doors	Five (5) years
Interior Doors	Five (5) years

Factory Prefinish: We warrant the factory-applied prefinish on our doors against peeling, checking, or cracking for periods listed below. Should the factory prefinish be proven defective, we will at our option, replace or refinish the door or pay up to credit per opening to the current owner. (Note: this coverage applies to factory-applied finish coat options only; standard factory-applied primer is not a finish coat.)

Product	Coverage	Refinish Credit
Aurora® Fiberglass Doors	5 years	\$350 per opening
Custom Exterior Wood Doors	1 year	\$250 per opening
Custom Interior Wood Doors	1 year	\$150 per opening
All other Doors	1 year	\$100 per opening

Door Frames: We warrant our door frames for **one (1)** year from the date of purchase.

AuraLast® Protection for Door Slabs and Frames: Our AuraLast pine wood door slabs will be free from wood decay and/or termite damage for **twenty (20)** years from the date of initial purchase. Our AuraLast pine door frame components will be free from wood decay and/or termite damage **for as long as the original consumer owns the home** in which the AuraLast wood frames are originally installed. Warranty coverage outside Canada, the contiguous 48 states and Alaska is contingent upon approval from the JELD-WEN Customer Care Department. Please contact us.

Severe Weather® Glass: We warrant each Severe Weather glass unit for **ten (10)** years.

Retractable Screens: We warrant retractable roll screens for **five (5)** years.

Spontaneous Glass Breakage: We warrant sealed glass units installed in exterior doors (excluding laminated glass, and special glazings) for spontaneous breakage for **one (1)** year (including free replacement glass and skilled labor³ necessary to replace the glass for one (1) year. Spontaneous breakage occurs when the glass develops a crack without sign of impact.

Commercial Limited Warranty (Other than Owner-Occupied Single-Family Residence)

Fiberglass, FiberLast, Steel, Wood and Interior Door Slabs: We warrant our door slabs for **five (5)** years from the date of initial purchase.

All Other Products, Components, Prefinishes, and Options as Listed Above: Coverage is the same as for Owner-Occupied Single-Family Residences as listed above.

Transferability

This warranty is not transferable.

How to Get Assistance

If you have a problem with your JELD-WEN Door, immediately upon discovery, contact the distributor or dealer from whom you purchased our product or contact us directly:

In the United States:	
Mail:	JELD-WEN Customer Care Attn: Door Warranty Claims P.O. Box 1329, Klamath Falls, OR 97601
Phone:	800-JELD-WEN (800-535-3936)
Fax:	800-436-5954
Email:	CustomerServiceAgents@jeld-wen.com
Web:	www.jeld-wen.com/contact-us

In Eastern Canada:

Mail:	JELD-WEN Service Department 90, rue Industrielle Saint-Appollinaire, Quebec, Canada GOS 2E0
Phone:	800-463-1930
Fax:	888-998-1599

In Western Canada:

Mail:	JELD-WEN Service Department 550 Munroe Avenue Winnipeg, Manitoba, Canada R2K 4H3
Phone:	888-945-5627 204-668-8230
Fax:	204-663-1072
Email:	wpgservice@jeld-wen.com

We can respond quickly and efficiently if you provide the following: a) date and location of purchase, or product identification from the tag on the top edge of the slab, b) how to contact you, c) the address where the product can be inspected, and d) a description of the apparent problem and the product (photographs are helpful).

What We Will Do

Upon receiving your notification, we will send out an acknowledgement within three business days to the contact, which you have provided. We will investigate your claim and will begin to take appropriate action within 30 days after receipt of notification. If your warranty claim is denied, we may charge an inspection fee for an onsite inspection that is required or requested by you.

If your claim is accepted, and we choose to repair or replace the product or a component of the product, the replacement product/component will be provided in the same specification as the original product. Replacement components/products are warranted for the balance of the original product warranty or 90 days, whichever is longer. This warranty gives you specific legal rights, and you may have other rights that vary from state/province to state/province.

If the claimed nonconformity is warp of a door slab, we may defer repairing or replacing the door slab for a period up to 12 months from the date of claim. It is not uncommon for a temporary warp condition to occur as the door slab adjusts to local humidity and temperature conditions. This deferral will not be counted against the warranty period.

Continued on next page

What This Warranty Does NOT Cover

JELD-WEN manufactures and sells both individual door slabs and complete door systems. This warranty does not cover parts or components (e.g., locksets, handles, etc.) not sold by JELD-WEN to the original owner. See your distributor or dealer regarding the warranty on the entire door system and/or these other components.

We are not liable for:

- Normal wear and tear, including normal wear and tear of weatherstrip; and natural weathering of surfaces or variations in the color or texture of wood or finish; surface cracks that are less than 1/32" in width and/or 2" in length; for knotty alder and juniper: surface checks that are less than 1/8" in width and/or 5" in length, and knot placement, quantity, or size.
- Problems due to misuse or abuse; failure to follow the care and maintenance instructions; or as a result of any cause beyond our reasonable control (e.g. fire, flood, earthquake, other acts of nature, and acts of third parties outside of our control).
- Problems related to: improper field finishing of all surfaces (front and back) and edges (top, bottom, and sides) of the door slab and frame (See our Finishing Instructions at www.jeld-wen.com/resources); variation or unsatisfactory results in sheen or texture resulting from the field application of paint or any other finishing material.
- Failure to provide an adequate overhang for exterior doors; damage caused by extreme temperature buildup where storm doors are present. For general guidelines, see our "Appropriate Protection for Exterior Doors" in our product literature or at www.jeld-wen.com/resources; for specific information pertaining to your structure, consult your contractor or other building professional.
- Warp for any 3'6" wide by 8' 0" high by 1 3/4", or smaller door slab, which does not exceed 1/4" in the plane of the door slab itself; door slabs wider and/or higher are not guaranteed for warp.
- Bow or misalignment in the frame or jamb in which the door slab is hung (if such is purchased from JELD-WEN unmachined and not prehung).
- Slight expansion or contraction due to varying environmental conditions; slab movement (shrinkage or swelling) of 1/4" or less due to temperature and humidity, consult our Care & Maintenance documents on how to work with this natural movement.
- Wood decay for wood components other than of AuraLast pine; and wood decay for any components (including pine) that come in direct contact with soil. Note: superficial mold/mildew does not indicate wood decay.
- Problems related to water and/or air infiltration due to improper assembly; installation errors or flaws in building design and construction; installation must be in strict conformance with the installation instructions provided by the manufacturer of the door entry system.

- Structural integrity issues or other problems caused by improper field fitting of the hardware, improper sizing of the door slab, or other assembly problems.
- Slight imperfections or wavy distortions in the glass that don't impair structural integrity. Note: wavy distortions in the glass (e.g. related to laminate interlayer or heat strengthening of glass) are not considered a defect. Slight color variations in glass are not considered a defect.
- Screen damage due to normal wear and tear, misuse, abuse, or insect or animal activity.
- Condensation or damage as a result of condensation (Note: unless due to insulating glass failure, most condensation problems are related to excessive humidity levels in a structure; contact a heating/air conditioning specialist for help).
- Damage or poor product performance resulting from installation into a condition that exceeds product design standards and/or certified performance specifications and/or does not comply with applicable building codes.
- Hardware, accessories or inserts that are not provided by us.
- Discoloration or rusting of decorative metal accent options, such as grilles, clavos, straps, etc.; discoloration of wood sills provided by us.
- Cost for labor, removal or disposal of defective product(s), installation or finishing of the replacement door or component.
- Incidental or consequential damage. Some states/provinces do not allow the exclusion or limitation of incidental or consequential damages, so this may not apply to you.

Important Legal Information -- Please read this carefully. It affects your rights.

This Limited Warranty document sets forth our maximum liability for our products. We shall not be liable for special, indirect, consequential, or incidental damages. Your sole and exclusive remedy with respect to any and all losses or damages resulting from any cause whatsoever shall be as specified above. We make no other warranty or guarantee, either express or implied, including implied warranties of merchantability and fitness for a particular purpose to the original purchaser or to any subsequent user of the Product, except as expressly contained herein. In the event state or provincial law precludes exclusion or limitation of implied warranties, the duration of any such warranties shall be no longer than, and the time and manner of presenting any claim thereon shall be the same as, that provided in the express warranty stated herein. This Limited Warranty document gives you specific legal rights, and you may have other rights that vary from state/province to state/province.

Any dispute, controversy or claim arising out of or relating to this warranty, any alleged breach thereof, or the use or sale of the products to which this warranty applies shall be resolved by mandatory and binding arbitration administered by the American Arbitration Association in accordance with its commercial arbitration rules. Original purchaser agrees that they may assert claims against JELD-WEN in their individual capacity only, and not as a plaintiff or class member in any purported class action proceeding. Rejection of these dispute resolution provisions must be sent to JELD-WEN at the address provided herein within thirty (30) days of original purchaser's receipt of the Products to which this warranty applies.

No distributor, dealer or representative of JELD-WEN has the authority to change, modify or expand this warranty. The original purchaser of this Product acknowledges that they have read this warranty, understand it and are bound by its terms and agrees to provide this warranty to the original owner of the structure into which the Product is installed.

¹"JELD-WEN Products" shall refer to interior and exterior door slabs and systems manufactured in the United States and marketed under the JELD-WEN brand name for use in the United States and Canada. See our separate Export Warranty for applicable coverage on products used outside the United States and Canada.

²This warranty extends to the original owner (original owner means the contractor/dealer/distributor/purchaser and the initial owner of the structure where the product is initially installed) and is not transferable. The original purchaser of this product acknowledges that they have read this warranty, understand it and are bound by its terms and agrees to provide this warranty to the original owner of the structure into which the product is installed. Should state or provincial law preclude no transferability, then the warranty period is effective as applicable up to five (5) years from the date of initial purchase for door slabs and systems and one (1) year from the date of manufacture for the factory pre-finish.

³"Skilled labor" refers to tasks where specialized technical knowledge, experience, methods or tools are required to properly identify, diagnose and/or correct product-related problems.

© 2010, JELD-WEN, inc. | JELD-WEN, Aurora, FiberLast and AuraLast are trademarks or registered trademarks of JELD-WEN, inc., Oregon, USA. All other marks are the property of their respective owners.

The JELD-WEN website is your ultimate resource for learning about our reliable windows and doors. It has all the product information and design advice you need. Visit us at jeld-wen.com today.



Official window and door provider of Major League Soccer



JELD-WEN is proud to support a better way to build

© 2012, 2011 JELD-WEN, inc. This publication and its contents are owned by JELD-WEN, inc. and are protected under the U.S. Copyright Act and other intellectual property laws. All trademarks, service marks, logos, and the like (whether registered or unregistered) are owned or controlled by JELD-WEN, inc. or others. Unauthorized use or duplication of JELD-WEN intellectual property is prohibited. JELD-WEN reserves the right to change product specifications without notice. Please check our website, jeld-wen.com, for current information.

10-486 01/13 (CDS 2M)

INSERT
FSC LOGO
HERE