



ENTRY DOORS


PUERTAS DE ENTRADA

Fiberglass & Steel

Fibra de vidrio y acero



NEW
GLASS
DESIGNS



RELIABILITY *for real life*®





Steel Craftsman Door with Topaz Glass

We have the products to fit your architectural, decorative and performance needs and we manufacture products for nearly every opening in your home.

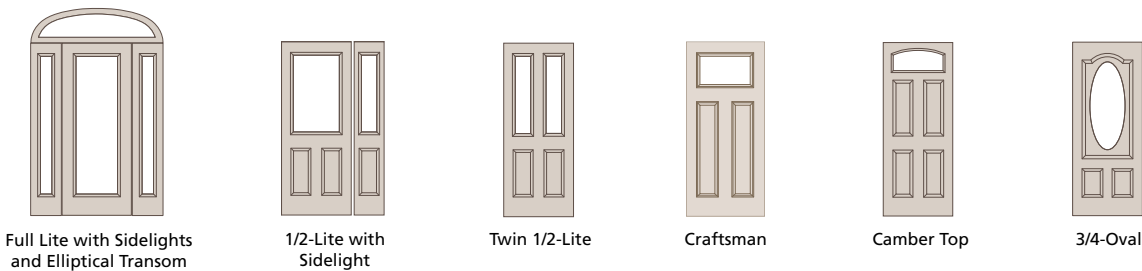
From wood, vinyl and aluminum windows and patio doors to all types of interior and exterior doors - we even offer garage doors.

To help make your project easy, we load our products with the features that deliver the benefits you're looking for. Whether its energy efficiency or architectural correctness, we pay attention to the details.

DOORS MADE EASY

1 Choose your glass pattern* Page 6-9
Add a touch of elegance to your home with our decorative glass options.

2 Choose your door style* Page 6-9
Enhance the architecture of your home with a coordinating door style.



3 Customize your door color Page 14, 15
Our hassle-free prepainted option gives your door a professional, factory-finished look.

TABLE OF CONTENTS

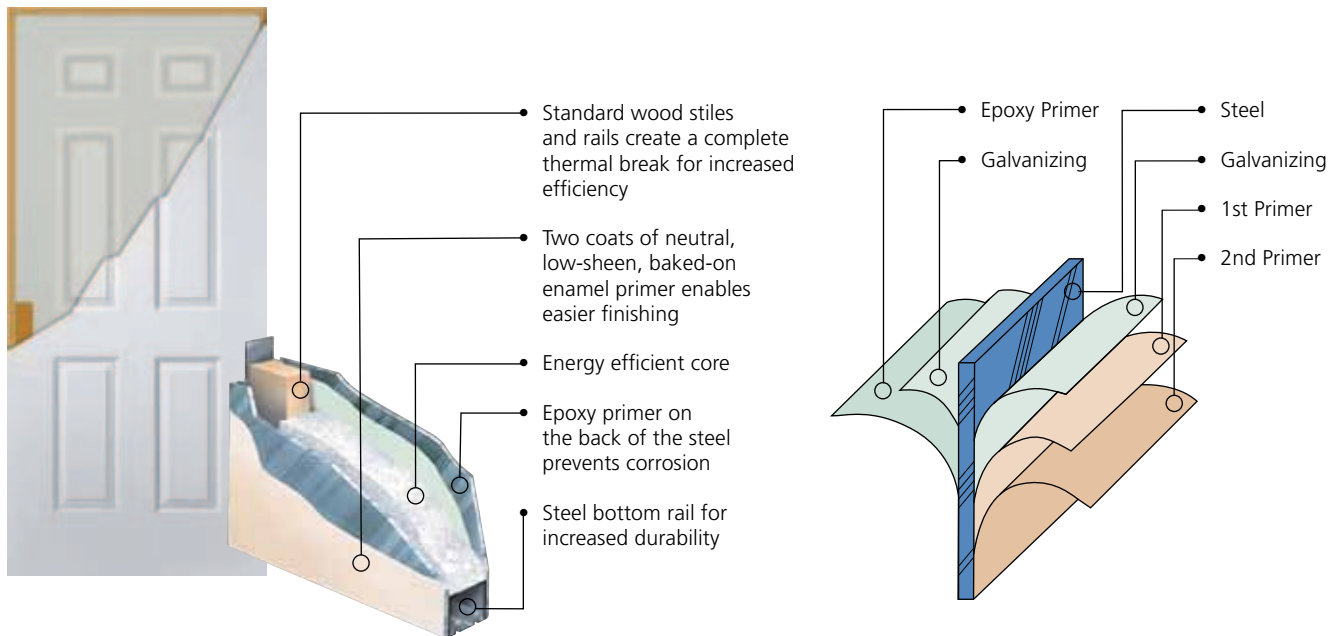
Steel and Fiberglass Door Construction4
ENERGY STAR® Benefits..... 5
Decorative Glass for Entry Doors.....6-9
Decorative Glass 10
Clear Glass Options 11-12
Hardware Options 13
Prepainted Options..... 14-15
Severe Weather Door Glass 16
AuraLast The Worry-Free Wood® 16
Door Protection and Maintenance 17
Lifetime Limited Warranty 18

*Not all glass patterns available with all door styles.
See Millwork Associate for details.

- 1 **Escoja el patrón de su vidrio***Páginas 6 a 9
Agregue un toque de elegancia a su hogar con opciones en vidrio decorativo.
- 2 **Escoja el estilo de su puerta*** Páginas 6 a 9
Mejore la arquitectura de su hogar con un estilo de puerta que le haga juego.
- 3 **Personalice el color de su puerta** Páginas 14 a 15
Nuestra opción de pintura en fábrica libre de preocupaciones le da a su puerta una imagen profesional con acabado de fábrica.
- *No todos los patrones de vidrio están disponibles con todos los estilos de puertas. Vea un Asociado de carpintería por detalles.

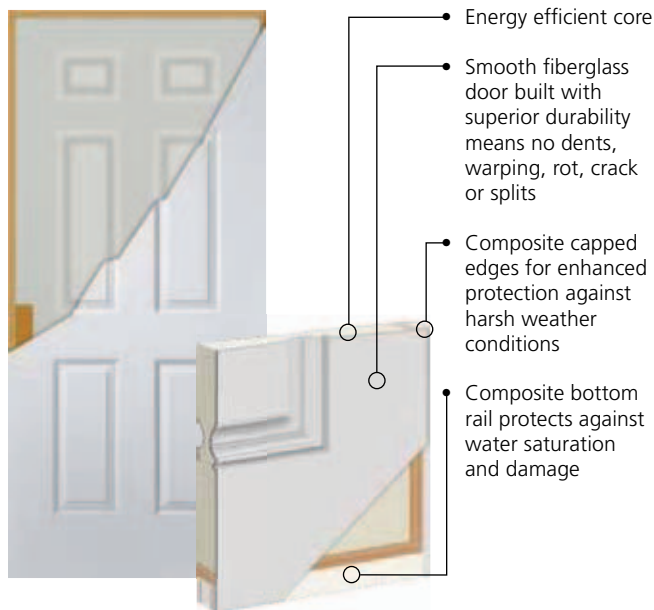
STEEL AND FIBERGLASS DOOR CONSTRUCTION

STEEL DOOR CONSTRUCTION

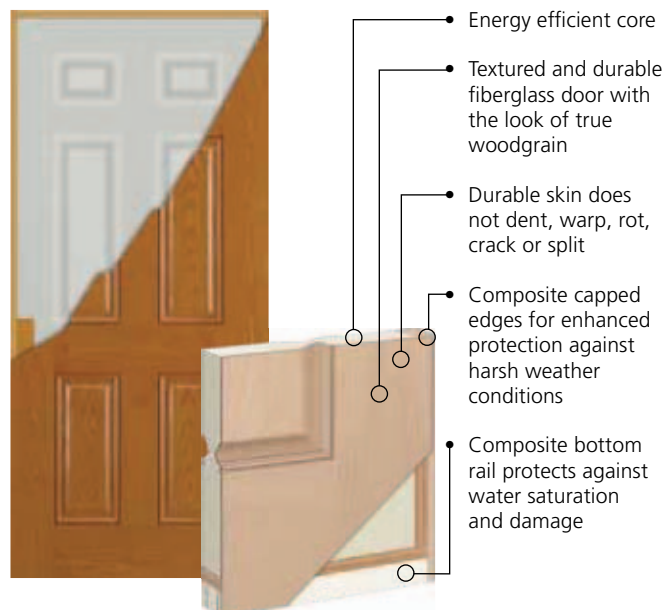


FIBERGLASS DOOR CONSTRUCTION

Smooth



Textured



JELD-WEN
WINDOWS & DOORS

CONSTRUCCIÓN DE PUERTA DE ACERO

- Centro eficiente de energía
- El primer de epoxi en el reverso del acero evita corrosión
- El riel guía de acero inferior aumenta la durabilidad

CONSTRUCCIÓN DE PUERTA DE FIBRA DE VIDRIO

LISA

- Centro eficiente de energía

- Puerta lisa de fibra de vidrio construida con durabilidad superior significa que no tiene abolladuras, combaduras, putrefacción, rajaduras o roturas
- Riel inferior compuesto protege contra la saturación y daño por agua

CON TEXTURA

- Puerta de fibra de vidrio con textura y durable con apariencia de verdadera madera
- Centro eficiente de energía



HOW IS A JELD-WEN DOOR ENERGY EFFICIENT?

ENERGY STAR® HELPS YOU MAKE THE ENERGY EFFICIENT CHOICE

JELD-WEN has been an ENERGY STAR® partner since 1998 and makes ENERGY STAR® qualified windows and doors that conserve energy and help lower heating and cooling costs.

Insulated Glass Panes

Thermally sealed to save energy and help keep your home more comfortable

Energy Efficient Core

For increased insulating value and to help lower heating and cooling costs

High Performance Weather Stripping

Creates a seal along the edge of the door, protecting against weather and air infiltration

PVC Door Sweep

Reduces air leakage and provides a durable weather seal

Superior Sill

Aluminum sill with thermal break eliminates frost transfer and build-up


All products in this catalog qualify for ENERGY STAR® except the Clear Glass Full Lite

ENERGY STAR® LE AYUDA A ESCOGER ENERGÍA EFFICIENTE

- Paneles de vidrio aislados - Sellada termalmente para ahorrar energía y ayudar a que su hogar se sienta cómodo
 - Centro con energía eficiente - Para aumentar el valor del aislamiento y ayuda a bajar los costos de la calefacción y refrigeración
 - Burletes de alto rendimiento - Crea un sello en el perímetro de la puerta protegiendo así contra el mal tiempo y la filtración del aire
 - Cepillo de puerta de PVC - Reduce la entrada de aire y provee un sello durable contra el mal tiempo
 - Umbral superior - Un umbral de aluminio con aislado elimina la transferencia y acumulación de escarcha
- * Todos los productos en este catálogo clasifican para ENERGY STAR® con excepción de la Vidriera complete de vidrio claro

DECORATIVE GLASS FOR ENTRY DOORS


Privacy Rating




Arum
Patina Caming



Ascot
Oil Rubbed Bronze Caming




Aspirations
Satin Nickel Caming




Twin 3/4-Lite with Sidelight




Full Lite with Sidelights



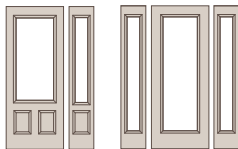
Slim Oval 3/4-Oval Camber Top Twin 1/2-Lite with Sidelight



Twin 3/4-Lite with Sidelight Full Lite with Sidelights



Camber 1/2-Lite Twin 1/2-Lite 1/2-Lite with Sidelight Twin 3/4-Lite



3/4-Lite with Sidelight Full Lite with Sidelights

Clear
1
—
—
—
7
—
—
Opaque
10



Blakely

Brass or Nickel Caming

Clear
1
—
—
4
—
—
—
Opaque
10



Cordova



Nickel Caming

Clear
1
—
—
—
—
9
—
—
Opaque
10



Destin

Satin Nickel Caming




Elliptical Transom



Fanlite


3/4-Oval

Twin
1/2-Lite



1/2-Lite
with Sidelight

Full Lite
with Sidelights

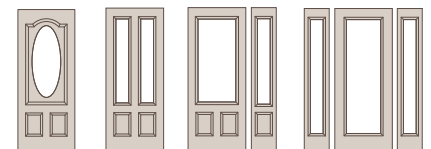


Twin
1/2-Lite

1/2-Lite
with Sidelight

3/4-Lite

Full Lite
with Sidelights



3/4-Oval

Twin
3/4-Lite

3/4-Lite
with Sidelight

Full Lite
with Sidelights



Severe weather door
glass available.
See page 16 for details.

DECORATIVE GLASS FOR ENTRY DOORS

Privacy Rating





Hadley
Nickel Caming



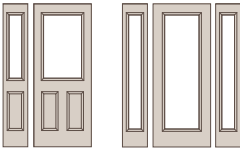
Idlewild
Patina Caming




Kingston
Nickel Caming




Full Oval 3/4-Oval 3/4-Lite Twin 1/2-Lite




1/2-Lite with Sidelight Full Lite with Sidelights



Twin 3/4-Lite 3/4-Lite with Sidelight Full Lite with Sidelights



Fanlite Camber 1/2-Lite Slim Oval 3/4-Oval 3/4-Lite



Twin 1/2-Lite with Sidelight Full Lite with Sidelights

Clear
1
—
—
—
—
6
—
—
—
—
Opaque
10



Langford

Brass or Satin Nickel Caming

Clear
1
—
—
—
—
5
—
—
—
—
Opaque
10



Mission Prairie


Patina Caming

Clear
1
—
—
—
—
—
—
9
—
—
—
Opaque
10



Sanibel

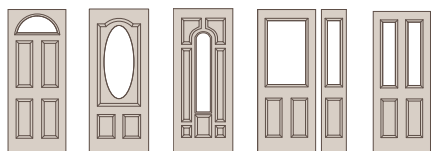
Wrought Iron Caming




Rectangular Transom



Elliptical Transom




Fanlite 3/4-Oval Center Arch 1/2-Lite with Sidelight Twin 1/2-Lite



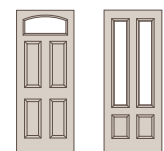
Twin 3/4-Lite 3/4-Lite with Sidelight Full Lite with Sidelight Full Lite 8' with Sidelight




Rectangular Transom



Camber Top Twin 3/4-Lite 3/4-Lite with Sidelight Full Lite with Sidelights



Camber Top Twin 3/4-Lite



3/4-Lite with Sidelight Full Lite with Sidelights



Severe weather door glass available.
See page 16 for details.



Severe weather door glass available.
See page 16 for details.

NEW GLASS DESIGNS

DECORATIVE GLASS DESCRIPTIONS

Introducing new decorative glass arrangements, showcased here in a gallery, printed on translucent surfaces to allow natural and ambient light to emphasize these striking forms, shapes and patterns.

Arum

Traditional style infused with forms inspired by nature evokes elegance and character at your doorstep. Textured, clear and colored glass sections add to the personality of this design and also balance light and privacy.

Blakely

Classic design with an enduring appeal to easily coordinate with the style of your home. Textured glue chip glass pattern adds a sense of artistry while preserving privacy at your entryway.

Hadley

Classic design offers an enduring appeal that easily adapts to changing décor trends. Opaque and clear glass sections allow natural light in while maintaining your privacy.

Kingston

Classic design combines clean, straight lines with graceful curves to provide timeless elegance. Large sections of textured glass help to maintain privacy.

Ascot

With an Old World flair, this glass pattern captures the charm of days past and can instantly revive your home's architectural style. Clear beveled glass sections cast an array of stunning light patterns while the textured glass pieces provide just the right amount of privacy.

Cordova

Clean straight lines put a contemporary twist on this traditional glass pattern that will complement most architectural styles. The combination of grooved, textured and clear beveled glass sections balance light and privacy.

Idlewild

Uncomplicated pattern with simple lines brings a renewed freshness of the Old World style right at your doorstep. Textured and grooved glass pieces balance light and privacy.

Mission Prairie

Craftsman style design has a traditional elegance to complement the architecture of your home. Grooved glass softens the clean straight lines and helps to maintain privacy.

Aspirations

Straight lines softened with beautiful curves conveys elegance and sophistication with a design that is reminiscent of summertime florals. Textured glass patterns help to maintain your privacy.

Destin

Contemporary design brings a new level of sophistication to your home with sections of geometric glass. The variety of textured glass types create unique light patterns and provide a lower level of transparency to maintain your privacy.

Langford

Traditional glass design with beautiful sweeping curves that effortlessly work with your existing style. Textured glass pieces provide privacy while sections of clear beveled glass let in light.

Sanibel

Old World design honors the past with renewed freshness to create an inviting entryway. Intricate wrought iron coming adds drama while the textured glass provides a lower level of transparency to maintain your privacy.

BOTH FIBERGLASS & STEEL STYLES FOR HOMES WITH CLEAR GLASS OR ALL PANEL DOOR NEEDS.




Fan Lite



9 Lite



10 Lite



12 Lite



15 Lite



1/2-Lite



Full Lite



Vent Lite



8 Panel



6 Panel



9 Panel



2 Panel



Full Lite Sidelight




1/2-Lite Sidelight



3 Lite Sidelight



5 Lite Sidelight



Rectangular Transom



Elliptical Transom



JELD-WEN
WINDOWS & DOORS

OPCIONES DE VIDRIO CLARO

Opciones de vidrio claro JELD-WEN ofrece el estilo de puerta de acero y de fibra de vidrio para su hogar con vidrio claro cuando sea necesario

CLEAR GLASS OPTIONS



Tilt and Raise Mini Blinds



Top Down Bottom Up Shades

MINI BLINDS AND SHADES

Internal blinds and shades allow you to control light and privacy with the touch of a finger. These treatments are sealed between tempered glass, so they require no dusting, have no exposed cords and do not swing with the door.

- A Finger tip control for Tilt and Raise or Top Down Bottom Up Shades
- B Thermally sealed between tempered safety glass



GRILLES BETWEEN GLASS (GBG)

JELD-WEN knows that doors can be design elements that enhance your home and beautifully frame exterior views. That's why we offer decorative Grilles Between the Glass (GBG).

EXTERNAL GRILLES

Or, for an authentic divided lite appearance, we also offer external grilles. These grilles are positioned on the exterior glass and simulate the look of true divided lites.



Grilles Between the Glass (GBG)

OPCIONES DE VIDRIO CLARO

MINI PERSIANAS Y PERSIANAS

Persianas internas le permiten controlar la luz y su privacidad sólo con tocarlas con un dedo.

Estas persianas vienen selladas entre dos paneles de vidrio templado, así que no es necesario limpiarlas, no tienen cordones a la vista y no se mueven al abrir y cerrar la puerta

REJAS ENTRE EL VIDRIO

JELD-WEN sabe que las puertas pueden ser diseñadas con elementos que mejoran su hogar y sus exteriores bellamente enmarcados. Es por eso que ofrecemos rejatas entre vidrio (GBG).


REJAS EXTERNAS

Estas rejatas se instalan en el exterior del vidrio y dan la apariencia de ser vidrieras divididas

HARDWARE

Details matter, which is why we offer several distinctive hardware, hinge and sill options to suit different design preferences.


HINGE OPTIONS*



HANDLE OPTIONS*




SILL OPTIONS*



CAMING

Caming is soldered metal which holds individual pieces of glass together in a decorative glass insert. We offer several options to enhance your individual design style.

See decorative glass options for specific caming availability.



Ascot 3/4-Lite with Sidelights

* Actual finishes may vary from those shown

JELD-WEN
WINDOWS & DOORS

HERRAJES

Sabemos que los detalles son muy importantes, y es por eso que ofrecemos opciones de herrajes de distinción, bisagras y umbrales para satisfacer los diferentes diseños

UNIONES

Uniones es metal soldado que sostiene juntas piezas individuales de vidrio en un encarte de vidrio decorativo. Ofrecemos varias opciones para mejorar su estilo de diseño individual.

Vea las opciones de vidrio decorativo para ver las uniones disponibles

PREPAINTED OPTIONS

NO BRUSH. NO FUSS.

NO KIDDING.

REAL BEAUTY ISN'T HERE TODAY AND GONE TOMORROW

JELD-WEN's advanced prepainting technology helps to make the beauty of your preprinted Fiberglass and Steel door long lasting and enduring.

The multi-step process is designed to withstand the rigors of nearly any environment, while giving you rich textures, warm colors and exceptional designs.

- 9 standard colors or any custom color
- 2-Tone option allows you to choose different colors for the interior and exterior of your entry door
- Custom colors, painted jams and matching exterior clad frames available*
- Smooth, durable sprayed-on finish leaves no brush lines

9 STANDARD COLORS



2-TONE OPTIONS



* Some options are subject to regional availability. Actual colors may vary from samples shown. Prepaint option is an additional charge and does not include the cost of the door.

See Sales Associate for specific pricing information.



Steel 3/4-Oval Blakely in Hartford Green

OPCIONES DE PINTURA EN FÁBRICA

La tecnología avanzada de pintura en fábrica de JELD-WEN ayuda a embellecer para que dure su puerta de acero de fibra de vidrio de pintura en fábrica.

El proceso de múltiples pasos está diseñado para aguantar el rigor de casi cualquier ambiente, mientras luce su textura rica, colores cálidos y diseños excepcionales.

- Puede escoger entre 9 colores estándar
- La opción de 2 tonos le permite escoger colores diferentes para el interior y el exterior de la puerta de enfrente
- Colores al gusto, jambas pintadas y marcos para el revestimiento exterior que hacen juego están disponibles
- El acabado rociado, suave y durable no deja líneas de brocha.



Steel Arum Full Lite in Custom Cherry Red

PREPAINT

Revive the architecture of your home with color and stain options that will allow you to create that harmonious design you've been dreaming of.

JELD-WEN's exterior color palette coordinates across our product lines to give you the design flexibility you've been waiting for—from windows and interior doors to exterior and patio doors.



Windows



Interior Doors & Bifolds



Entry Doors



Patio Doors

Whether you want to match your home's red metal roof with your new patio door or accent your patio door with a color to contrast your exterior paint - JELD-WEN can help turn your dream into reality.

JELD-WEN
WINDOWS & DOORS

PINTURA EN FÁBRICA

- Reviva la arquitectura de su hogar con opciones de color y teñido que le permitan crear ese diseño armonioso con el que ha estado soñando.
- La paleta de colores para el exterior de JELD-WEN a través de todos nuestros diferentes productos le da la flexibilidad de diseño que ha estado esperando.
- Ya sea que quiera que haga juego el techo metálico rojo de su hogar con sus nuevas puertas para patio o resaltar su puerta para patio con un color que contraste con la pintura exterior de su hogar, JELD-WEN le puede ayudar a que el hogar de sus sueños se haga una realidad.

SEVERE WEATHER DOOR GLASS

Protecting you and your home
against Mother Nature's storm.

- Eliminates the need for hurricane shutters
- Gives you ultimate protection from flying debris while maximizing natural light coming into your home
- Able to meet Florida and Miami-Dade County building codes, as well as Texas Department of insurance requirements



Clear Glass



Langford



Mission Prairie



Cordova



AuraLast® The Worry-Free Wood

Working with AuraLast® Wood is easy.

Virtually 100% surface to core protection; nail and screw holes and trimming and sanding will not compromise the Shield of AuraLast protection. Other manufacturers use dip-treated wood which has only surface protection.

Only JELD-WEN makes windows, patio doors, exterior doors, door frames and exterior trim boards with solid pine AuraLast The Worry-Free Wood, which offers superior protection from wood rot, water saturation and termites.

Protects against wood rot

AuraLast Wood windows and patio doors, wood doors, frames and components maintain their structural integrity even in the harshest weather and toughest climates.

Protects against water saturation

AuraLast Wood offers superior resistance to water saturation, which helps protect against swelling that can cause a window or door to stick.


Protects against termite infestation

Harmful termites will eat through unprotected wood—not so with AuraLast Wood.

To learn more visit www.jeld-wen.com/auralast



WORRY



**WORRY
FREE**



VIDRIO PARA PUERTA PARA TIEMPO INCLEMENTE

Lo protege a usted y a su hogar contra las tormentas de la naturaleza

- Elimina la necesidad de instalar contraventanas para huracanes
- Le da la protección esencial contra escombros aéreos y así mismo maximiza la cantidad de luz natural que entra en su hogar

AURALAST® PROTEJE CONTRA LA PUDRICIÓN DE LA MADERA, TERMITAS Y SATURACIÓN DE AGUA

- Protección casi un 100% desde la superficie hasta el centro. Los clavos y los agujeros para los tornillos no arruinarán la capa protectora de AuraLast
- El proceso de aspiración a presión de AuraLast a base de agua protege el medioambiente así como al producto. Menos del 96% de compuestos orgánicos volátiles (VOC) son liberados durante el proceso de fabricación que durante los métodos tradicionales de tratamiento de sumergir la madera.

Appropriate Exposure

The protection of your door is a major factor in its maintenance requirements and longevity. To adequately protect your door and extend its life, several factors must be considered. Door type, climate, exposure, color choice and the use of a storm door all have an effect on the durability of a door. Every door type weathers differently. Wood doors, for example, are more susceptible to the elements than steel or fiberglass. The following are some guidelines for designing the best combination of door material, overhang protection, and other factors affecting the long-term performance of the door.



Overhang

An overhang as shown is required for wood doors, and recommended for steel and fiberglass doors. Overhangs protect the door's finish, minimize the need for refinishing and help keep the weather out of the home. An example formula for determining the correct overhang (in many climates) is: $D \text{ (Depth)} = 1/2H \text{ (Height)}$. For example, if the measurement from the base of the door to the bottom of the overhang is 10 feet, then the overhang should extend at least 5 feet. This formula can change based on the climate and the direction the door faces. The following section will explain how to modify the formula based on these factors.

Climate & Exposure

Also consider the variables specific to your region. The climate and the direction a door faces play a key role in determining a proper overhang. Typically, southern and western exposures are harshest. With southern exposures, the sun beats down on the door from sunrise to sunset. In western exposures, the door receives sunlight in the hottest part of the day.

Please consult the following chart and adjust the depth of the overhang as needed.

Climate	Direction the door faces			
	North	South	East	West
Desert	$D = 1/2H$	$D = 2H$	$D = 1/2H$	$D = 2H$
Ocean	$D = 1/2H$	$D = H$	$D = 1/2H$	$D = H$
Wet	$D = H$	$D = H$	$D = H$	$D = H$
Mild	$D = 1/2H$	$D = H$	$D = 1/2H$	$D = H$

Without adequate overhangs, doors with a southern, southwestern, southeastern or western exposure will require more frequent maintenance. Doors without appropriate protection may also experience performance problems such as rapid finish deterioration, color fading, wood splitting, warping, moulding shrinkage, wood joint separation, and water penetration between the mouldings, panels, and glass.

With proper overhangs, doors may face any direction (north, south, east or west). Doors installed in these types of applications still require finish maintenance. Wood doors, for instance, may need to be refinished every two to five years.

Color Choice

No matter what type of exterior door is selected, color choice may effect how quickly the exterior of the door weathers in extreme climates. In general, darker colors absorb more heat than lighter colors. The exterior face of a door exposed to the sun in harsh environments can reach temperatures well in excess of 120 degrees. As a rule of thumb, if you cannot hold your hand on the face of the door for more than 30 seconds, the door is too hot. These extreme temperatures can cause noticeable damage to the door including finish deterioration and accelerated color fading. In addition, extreme temperature changes can cause warping, sticking and other performance problems. For doors with little protection or doors installed in hot environments, light colors may help reflect the heat and slow down heat build-up. Depending on the exposure and environment, other precautions (such as overhangs) should be taken to protect the door from the effects of the sun.

Storm Doors

Storm doors provide additional protection for exterior doors in many climates. They shelter the door mainly from rain and wind, though a storm door with dual pane Low-E glass will also block UV rays. In hot climates, adding a storm door may not be a good choice. Heat builds up between the two doors and can cause substantial damage like warping, color fading, and wood joint separation on the door. A storm door in front of a dark colored exterior door can accelerate heat build up even more. Storm doors selected for these situations should be vented to relieve excess heat build-up.

Patio Doors

Steel and Fiberglass French and Patio doors have the same overhang requirements as the other entry door types. Provide an adequate overhang to protect them from exposure. Some patio doors are specially built to withstand water intrusion and can be safely placed in locations with more exposure. For more information, consult your product's specific certification information or contact us.

JELD-WEN Warranties

This document provides general information about measures that can be taken to better protect exterior doors, but no warranties are provided by this document.

For specific product information and available product warranties please refer to www.jeld-wen.com or contact us at 1-800-JELD-WEN (1-800-535-3936).

The information contained herein is provided solely for informational and/or educational purposes. JELD-WEN disclaims any and all liability associated with the use and/or provision of this information. Any reliance upon the information or advice is at the risk of the party so relying. The information contained herein may be changed from time to time without notification.

PROTECCIÓN APROPIADA PARA PUERTAS PARA EL EXTERIOR

Para proteger su puerta adecuadamente y extender su vida usted necesita ponerle atención al tipo de clima, exposición, color que escoge y el uso de una puerta contra tormentas

Dependiendo del clima y la dirección de la puerta, es posible que la puerta vaya a necesitar una cornisa protectora. La fórmula que le ayuda a establecer la cornisa correcta para su puerta en la mayoría de los casos es: $Y = 1/2X$. Por ejemplo, si la distancia desde la base de la puerta hasta la parte de debajo de la cornisa es de 10 pies, entonces la cornisa debe extender por lo menos 5 pies.

ESCOJA EL COLOR

El color que escoja puede afectar que tan pronto se arruina el exterior de la puerta en climas extremos. Generalmente, los colores más oscuros absorben más calor que los colores más claros.

Como una regla común, si usted no puede tocar con la mano el exterior de la puerta por más de 30 segundos, la puerta está muy caliente.

JELD-WEN® INTERIOR AND EXTERIOR DOOR SLAB AND SYSTEM LIMITED WARRANTY FOR THE HOME DEPOT

OUR WARRANTY TO YOU...

JELD-WEN® Products¹ are designed to create lasting value for your home. This warranty is effective for JELD-WEN products manufactured on or after **July 1, 2010** and distributed by the Home Depot®. Separate warranties apply for our garage door collections. Any previous warranties will continue to apply to products manufactured by JELD-WEN prior to this date. For additional information, including care and maintenance information, refer to www.jeld-wen.com.

What This Warranty COVERS

We warrant to the original owner² that if your JELD-WEN Product exhibits a defect in material or workmanship within the time periods from the date of purchase as specified below, we will, at our option, repair, replace or refund the purchase price of the Product or component part.

Limited Lifetime Warranty on Premium Steel Door Systems: We warrant our Premium steel door slabs and systems (including door panel, frame, hinges, and, if present, adjustable threshold as purchased) for **ten (10) years**. If our product is proven defective in the first **ten (10) years**, we will at our option either repair or replace the defective system or component. If our product is found to be defective after the first **ten (10) years**, we will offer for purchase a replacement door system or component for 40% off the current JELD-WEN list price.

Five Year Limited Warranty on Utility Steel Door Systems: We warrant each Utility steel door slab and system (including door panel, frame, hinges, and if present, adjustable threshold as purchased) for **five (5) years**.

Limited Lifetime Warranty on Fiberglass Door Systems: We warrant our fiberglass door slabs and systems (including door panel, frame, hinges, and, if present, adjustable threshold as purchased) for **as long as you own and occupy your residence**.

Wood Doors: We warrant our wood door slabs for **five (5) years**; frames are warranted for **one (1) year** from the date of purchase.

Interior Doors: We warrant our interior door slabs for **five (5) years**; frames are warranted for **one (1) year** from the date of purchase.

Factory Prefinish: We warrant the factory-applied prefinish on our doors against peeling, checking, or cracking for **one (1) year** from the date of initial purchase. Should the factory prefinish be proven defective, we will at our option, replace or refinish the door or pay up to \$100.00 per opening to the current owner. (Note: this coverage applies to factory-applied finish coat options only; standard factory-applied primer is not a finish coat.)

AuraLast® Protection for Door Frames: Our AuraLast pine door frame components will be free from wood cellular structure failure (often referred to as "wood cellular breakdown") caused by decay and/or termites for as long as the original consumer owns the home in which the AuraLast wood frames are originally installed. Warranty coverage outside Canada, the contiguous 48 states and Alaska is contingent upon approval from the JELD-WEN Customer Care Department. Please contact us.

Transferability

In the event you sell your residence/building or it becomes occupied by other than the original owner, the warranty is the lesser of **five (5) years** from the date of manufacture or the period indicated above.

How to Get Assistance

If you have a problem with your JELD-WEN exterior door product, immediately upon discovery contact the store from whom you purchased our product or contact us directly:

Mail: JELD-WEN Customer Service
Attn: Door Warranty Claims
P.O. Box 1329, Klamath Falls, OR 97601
Phone: 800-JELD-WEN (800-535-3936)
Fax: 800-436-5954
Email: CustomerServiceAgents@jeld-wen.com

We can respond quickly and efficiently if you provide the following: a) date and location of purchase, b) copy of your sales receipt, c) how to contact you, d) the address where the product can be inspected, and e) a description of the apparent problem and the product (photographs are helpful).

What We Will Do

Upon receiving your notification, we will send out an acknowledgement within three business days to the contact, which you have provided. We will investigate your claim and will begin to take appropriate action within **30 days** after receipt of notification. If it is determined that the product does not have a defect covered by the warranty, we may charge an inspection fee for an onsite inspection that is required or requested by you. If it is determined that there is in fact a defect we will, repair the product, ship a replacement product to the distributor or person making the claim in the same specification as the original product sold to the distributor, or refund the original purchase price paid to us. Replacement components/products are warranted for the balance of the original product warranty or **90 days**, whichever is longer.

If the claimed nonconformity is warp of a door slab, we may defer repairing or replacing the door slab for a period up to 12 months from the date of claim. It is not uncommon for a temporary warp condition to occur as the door slab adjusts to local humidity and temperature conditions. This deferral will not be counted against the warranty period.

What This Warranty Does NOT Cover

JELD-WEN manufactures and sells both individual door slabs and complete door systems. This warranty does not cover parts or components (e.g., locksets, handles, etc.) not provided by JELD-WEN. See your distributor or dealer regarding the warranty on the entire door system and/or these other components.

We are not liable for:

- Normal wear and tear, and natural weathering of surfaces, including normal wear and tear of weatherstrip. Exception: normal wear and tear of weatherstrip on the adjustable threshold will be covered for one year.
- Problems due to misuse or abuse; failure to follow the care and maintenance instructions; or as a result of any cause beyond our reasonable control (e.g. fire, flood, earthquake, other acts of nature, and acts of third parties outside of our control).
- Problems related to: improper finishing of all surfaces (front and back) and edges (top, bottom, and sides) of the door slab and frame; variation or unsatisfactory results in sheen or texture resulting from the field application of paint or any other finishing material.
- Failure to provide an adequate overhang; damage caused by extreme temperature buildup where storm doors are present. For general guidelines, see our "Appropriate Protection for Exterior Doors" in our product literature or at www.jeld-wen.com/resources; for specific information pertaining to your structure, consult your contractor or other building professional.
- Warp for any 3'6" wide by 8' 0" high by 1 3/4", or smaller door slab, which does not exceed 1/4" in the plane of the door slab itself; door slabs wider and/or higher are not guaranteed for warp.

Continued on next page

- Bow or misalignment in the frame or jamb in which the door slab is hung (if such is purchased from JELD-WEN unmachined and not prehung).
- Slight expansion or contraction due to varying environmental conditions; slab movement (shrinkage or swelling) of 1/4" or less due to temperature and humidity, consult our Care & Maintenance documents on how to work with this natural movement.
- Wood cellular structure failure for wood components other than of AuraLast pine and any components (including pine) that come in direct contact with soil. Note: superficial mold/mildew does not indicate wood cellular structure failure.
- Problems related to water and/or air infiltration due to improper assembly; installation errors or flaws in building design and construction; installation must be in strict conformance with the installation instructions provided by the manufacturer.
- Structural integrity issues or other problems caused by improper fitting of the hardware, improper sizing of the door slab, or other door entry system assembly problems.
- Damage or poor product performance resulting from installation into a condition that exceeds product design standards and/or certified performance specifications and/or does not comply with applicable building codes.
- Hardware or inserts that are not provided by us, such as locksets, door handles, strikes, etc.
- Damage as a result of drilling, cutting, or screwing through the door face (e.g. installing a mail slot).
- Cost for labor, removal or disposal of defective product(s), installation or finishing of the replacement door or component.
- Incidental or consequential damage. Some states/provinces do not allow the exclusion or limitation of incidental or consequential damages, so this may not apply to you.

Important Legal Information

This Limited Warranty document sets forth our maximum liability for our products. We shall not be liable for special, indirect, consequential, or incidental damages. Your sole and exclusive remedy with respect to any and all losses or damages resulting from any cause whatsoever shall be as specified above. We make no other warranty or guarantee, either express or implied, including implied warranties of merchantability and fitness for a particular purpose to the original purchaser or to any subsequent user of the product, except as expressly contained herein. In the event state or provincial law precludes exclusion or limitation of implied warranties, the duration of any such warranties shall be no longer than, and the time and manner of presenting any claim thereon shall be the same as, that provided in the express warranty stated herein. This Limited Warranty document gives you specific legal rights, and you may have other rights that vary from state/province to state/province.

No distributor, dealer or representative of JELD-WEN has the authority to change, modify or expand this warranty.

¹ "JELD-WEN Products" shall refer to interior and exterior door slabs and systems manufactured in the United States and marketed under the JELD-WEN brand name and sold by The Home Depot. The original purchaser of this product acknowledges that they have read this warranty, understand it and are bound by its terms and agrees to provide this warranty to the original owner of the structure into which the product is installed.

² The original owner means the contractor/dealer/distributor/purchaser and the initial owner of the structure where the product is initially installed. The original purchaser of this product acknowledges that they have read this warranty, understand it and are bound by its terms and agrees to provide this warranty to the original owner of the structure into which the product is installed.

© 2010, JELD-WEN, inc. | JELD-WEN and AuraLast are registered trademarks of JELD-WEN, inc., Oregon, USA.

NUESTRA PROMESA DE CONFIABILIDAD

Los productos de JELD-WEN crean valor duradero para su casa. Estamos seguros que va a estar muy complacido con nuestras puertas que conllevan nuestra garantía como líder de la industria. Estos son algunos de los puntos destacados de nuestras garantías...

La garantía limitada de la puerta incluye:

- Cobertura de por vida limitada contra defectos de los materiales y construcción para las losas de las puertas de fibra de vidrio y de acero de calidad superior
- Cobertura de por vida limitada del marco de puerta de pino AuraLast contra fallo de la estructura celular de la madera
- 5 años de cobertura contra defectos en el material y construcción para paños de puertas de JELD-WEN de madera y puertas interior
- 1 año de cobertura de preacabado de fábrica
- 1 año de cobertura contra defectos en el material y construcción para marcos de las puertas de JELD-WEN

JELD-WEN fabrica y vende paños individuales para puertas y sistemas de puertas completos. Esta garantía no cubre partes o componentes que JELD-WEN no le haya vendido.

Información legal importante

El presente documento de Garantía Limitada manifiesta nuestra responsabilidad máxima para nuestros productos. Nosotros no seremos responsables de los daños especiales, indirectos, consecuentes o incidentales. Su único y exclusivo recurso con respecto a cualquiera y todas las pérdidas o daños resultantes de cualquier causa será el especificado anteriormente. No declaramos ninguna otra garantía o afianzamiento, ya sea de manera explícita o implícita, incluso garantías implícitas de comerciabilidad y adecuación para un propósito en particular al comprador original o para cualquier otro usuario subsecuente del producto, a excepción de lo expresamente contenido en este documento. En el caso de que la ley estatal o provincial prohíba la exclusión o limitación de garantías implícitas, la duración de cualquiera de esas garantías no podrá exceder de ésta, y el tiempo y forma de presentar cualquier reclamación al respecto será la misma que la prevista en la garantía explícita en este documento. Este documento de Garantía Limitada le otorga derechos legales específicos, y usted podría tener otros derechos que pueden variar de estado o provincia a estado o provincia.

AVISO: La información arriba mencionada es un resumen de las cláusulas clave de las garantías limitadas de JELD-WEN. Las garantías en su totalidad están provistas en inglés en este folleto. Para recibir ayuda extra con la garantía, favor de llamar al 1-888-594-3578.



Original JELD-WEN plant ca.1960 in Klamath Falls, Oregon



About JELD-WEN

Since 1960, when JELD-WEN began as a small Oregon millwork plant, we've been dedicated to creating reliable windows and doors that are energy efficient, beautiful and worry-free.

Sustainability is nothing new at JELD-WEN.

Our legacy has been to make windows, doors and components in a manner consistent with efficient use of what nature provides.

Replenish the environment, minimize waste.

Develop high performance, high-value products that satisfy customers' needs.

Continue to care for our communities by seeking ways to reduce impact on the environment.

On-going efforts remain directed toward continual improvement of our products, processes and culture.



D307238-05

RELIABILITY

